

公开文本

谨呈：

中华人民共和国商务部

中华人民共和国甲苯胺产业申请对原产于欧盟的进口甲苯胺所适用的反倾销措施进行期终复审调查

甲苯胺反倾销措施期终复审调查申请书 【附件】

期终复审申请人：

江苏淮河化工有限公司

山东彩客东奥化学有限公司

湖北可赛化工有限公司

申请人全权代理人：

北京市博恒律师事务所

二〇二四年四月二十二日

证据目录和清单

- 附件一： 申请人的营业执照及授权委托书
- 附件二： 律师指派书和律师执业证明
- 附件三： 关于全球甲苯胺生产、消费情况的说明
- 附件四： 中华人民共和国进出口税则，2019年—2023年版
- 附件五： 关于海运费和保险费的情况说明
- 附件六： 欧盟成员国从欧盟内部进口甲苯胺的价格
- 附件七： 欧盟甲苯胺出口数据统计
- 附件八： 申请人的财务数据和报表
- 附件九： 汇率表

附件一：申请人的营业执照及授权委托书



统一社会信用代码
91370503760022130C

营业执照

(副本)

1-1



市场主体
信息应用
服务
扫码了解
更多应用
服务
市场监管
部门
扫码
可
体
验
更
多
服
务。

名称 山东彩客东奥化学有限公司

注册资本 贰亿元整

类型 有限责任公司(非自然人投资或控股的法人独资)

成立日期 2004年03月15日

法定代表人 张吉晔

住所 山东省东营市河口区顺园路23号

经营范围

邻硝基甲苯 (47200吨/年)、对硝基甲苯 (296600吨/年)、间硝基甲苯 (3200吨/年)、邻(间、对)甲苯胺 (6000吨/年)、N-甲基吡咯烷酮 (6000吨/年)、γ-丁内酯 (6000吨/年)生产(有效期限以许可证为准)、纳米材料制造;化工产品销售(不含危险品)、生物医药、新材料的技术开发、技术转让、技术咨询、技术服务;自营和代理各类商品的进出口业务。(依法须经批准的项目,经相关部门批准后方可开展经营活动)

登记机关

2023年06月09日





营业执照

统一社会信用代码

91429005795910584F

名 湖北可赛化工有限公司

类 型 其他有限责任公司

法定代表人 蔡敬明

经营范围

许可项目：危险化学品生产，危险化学品经营，食品添加剂生产，特种设备检验检测，移动式压力容器/气瓶充装，道路危险货物运输（依法须经批准的项目，经相关部门批准后方可开展经营活动，具体经营项目以相关部门批准文件或许可证件为准）
一般项目：技术服务、技术开发、技术咨询、技术交流、技术转让、技术推广；货物进出口；第三类非药品类易制毒化学品生产；第三类非药品类易制毒化学品经营；食品添加剂销售（除许可业务外，可自主依法经营法律法规非禁止或限制的项目）

注册资本 壹亿伍仟万圆整

成立日期 2006年12月06日

营业期限 2006年12月06日至2026年12月05日

住 所 潜江经济开发区湖滨路特1号

登记机关 2022年



扫描二维码“刷”
营业执照信息
实现“一照一码一
号”深度融合
便捷、高效、精准

授权委托书

委托人：江苏淮河化工有限公司

被委托人：北京市博恒律师事务所

委托事由：委托人特此全权委托北京市博恒律师事务所代表委托人对原产于欧盟的进口甲苯胺所适用的反倾销措施提请期终复审（日落复审）申请及相关事宜。

北京市博恒律师事务所的代理权限为：全权代理。具体权限包括但不限于：

- 1、制订反倾销日落复审工作计划和方案，根据调查结果和案件的实际进展提供相应的法律意见和策略性建议；
- 2、在委托人的协助下，代表或者协助收集和整理案件所需要的证据材料和信息，包括国内外市场信息和国内企业生产经营状况等证据资料；
- 3、根据法律规定起草反倾销日落复审申请书及准备相关附件材料；
- 4、代表委托人与调查机关进行磋商并正式提出反倾销日落复审书面申请；
- 5、题述案件立案后代表委托人参加案件调查活动登记并提交相关登记材料；
- 6、代表委托人向调查机关提供相关证据和材料，并依法查阅与案件有关的证据和材料；
- 7、指导和协助委托人填写调查机关发放的调查问卷；
- 8、指导和协助委托人配合国家调查机关的实地核查工作；
- 9、代表委托人参加题述案件的审理、上下游意见陈述会等；
- 10、代表委托人提交题述案件的听证会报名材料并参加听证会；
- 11、根据案件的进展情况代表委托人依法向调查机关查阅应诉方的抗辩和评论意见，并及时提出相应反驳意见；
- 12、根据案件具体情况，代表委托人向调查机关提出相应请求和意见；
- 13、代表委托人进行反倾销日落复审案件所需的其他工作。

本授权书所规定的权限在授权事宜完成时终结。

委托人：江苏淮河化工有限公司（盖章）

二〇二三年九月

陈冬青
袁大峰



授权委托书

委托人：山东彩客东奥化学有限公司

被委托人：北京市博恒律师事务所

委托事由：委托人特此全权委托北京市博恒律师事务所代表委托人对原产于欧盟的进口甲苯胺所适用的反倾销措施提请期终复审（日落复审）申请及相关事宜。

北京市博恒律师事务所的代理权限为：全权代理。具体权限包括但不限于：

- 1、制订反倾销日落复审工作计划和方案，根据调查结果和案件的实际进展提供相应的法律意见和策略性建议；
- 2、在委托人的协助下，代表或者协助收集和整理案件所需要的证据材料和信息，包括国内外市场信息和国内企业生产经营状况等证据资料；
- 3、根据法律规定起草反倾销日落复审申请书及准备相关附件材料；
- 4、代表委托人与调查机关进行磋商并正式提出反倾销日落复审书面申请；
- 5、题述案件立案后代表委托人参加案件调查活动登记并提交相关登记材料；
- 6、代表委托人向调查机关提供相关证据和材料，并依法查阅与案件有关的证据和材料；
- 7、指导和协助委托人填写调查机关发放的调查问卷；
- 8、指导和协助委托人配合国家调查机关的实地核查工作；
- 9、代表委托人参加题述案件的审理、上下游意见陈述会等；
- 10、代表委托人提交题述案件的听证会报名材料并参加听证会；
- 11、根据案件的进展情况代表委托人依法向调查机关查阅应诉方的抗辩和评论意见，并及时提出相应反驳意见；
- 12、根据案件具体情况，代表委托人向调查机关提出相应请求和意见；
- 13、代表委托人进行反倾销日落复审案件所需的其他工作。

本授权书所规定的权限在授权事宜完成时终结。

委托人：山东彩客东奥化学有限公司

二〇二三年十月



授权委托书

委托人：湖北可赛化工有限公司

被委托人：北京市博恒律师事务所

委托事由：委托人特此全权委托北京市博恒律师事务所代表委托人对原产于欧盟的进口甲苯胺所适用的反倾销措施提请期终复审（日落复审）申请及相关事宜。

北京市博恒律师事务所的代理权限为：全权代理。具体权限包括但不限于：

- 1、制订反倾销日落复审工作计划和方案，根据调查结果和案件的实际进展提供相应的法律意见和策略性建议；
- 2、在委托人的协助下，代表或者协助收集和整理案件所需要的证据材料和信息，包括国内外市场信息和国内企业生产经营状况等证据资料；
- 3、根据法律规定起草反倾销日落复审申请书及准备相关附件材料；
- 4、代表委托人与调查机关进行磋商并正式提出反倾销日落复审书面申请；
- 5、题述案件立案后代表委托人参加案件调查活动登记并提交相关登记材料；
- 6、代表委托人向调查机关提供相关证据和材料，并依法查阅与案件有关的证据和材料；
- 7、指导和协助委托人填写调查机关发放的调查问卷；
- 8、指导和协助委托人配合国家调查机关的实地核查工作；
- 9、代表委托人参加题述案件的审理、上下游意见陈述会等；
- 10、代表委托人提交题述案件的听证会报名材料并参加听证会；
- 11、根据案件的进展情况代表委托人依法向调查机关查阅应诉方的抗辩和评论意见，并及时提出相应反驳意见；
- 12、根据案件具体情况，代表委托人向调查机关提出相应请求和意见；
- 13、代表委托人进行反倾销日落复审案件所需的其他工作。

本授权书所规定的权限在授权事宜完成时终结。

委托人：湖北可赛化工有限公司

二〇二三年九月



附件二： 律师指派书和律师执业证明

甲苯胺反倾销措施 期终复审调查申请律师指派书

为国内甲苯胺产业申请对原产于欧盟的进口甲苯胺提请反倾销措施期终复审调查申请之目的，江苏淮河化工有限公司、山东彩客东奥化学有限公司以及湖北可赛化工有限公司授权北京市博恒律师事务所作为其全权代理人，代理题述案件的申请及调查工作。

北京市博恒律师事务所根据上述委托，特指派本所郭东平律师和蓝雄律师共同代理，处理上述委托的与题述案件有关的全部事宜，同时指派本所律师助理曾新祥、姚峰文处理上述委托的与题述案件有关的事宜，包括但不限于提交问卷答卷、提交问题单答复意见、提交评论意见、文件签收、公开信息查阅室查询并复印资料、资料收集等。

北京市博恒律师事务所



二〇二四年四月二日

律师事务所执业许可证

统一社会信用代码：

3111100007577700498L

北京市博恒

律师事务所，符合《律师法》

及《律师事务所管理办法》规定的条件，准予设立并
执业。

发证机关：

北京市司法局

发证日期：

2022年07月12日

执业机构 北京市博恒律师事务所

执业证类别 专职律师

执业证号 11101200310402136

法律职业资格
或律师资格证号 01200077020756

发证机关 北京市司法局

发证日期 2013 年 4 月 22 日



持证人 郭东平

性 别 男

身份证号

执业机构 北京市博恒律师事务所

执业证类别 专职律师

执业证号 11101200310817778

法律职业资格
或律师资格证号 019774120007

发证机关 北京市司法局

发证日期 2013 年 04 月 22 日



持证人 蓝雄

性 别 男

身份证号

附件三：关于全球甲苯胺生产、消费情况的说明

本附件为独立第三方权威机构为提供的专项调查报告。为提供该报告，该独立第三方权威机构（包括其合作方）花费了大量的时间和精力对相关数据和信息进行调查研究、分析、筛选和整理，并有偿提供给申请人。如果申请人将该报告全文本身以及该机构的名称进行公开披露，一方面将可能对该机构今后对外再进行类似调研活动产生不利障碍（如出现第三方今后可能不配合其相关调研等问题），另一方面也将对该机构的日常经营活动产生严重不利影响。因此，根据该机构的要求，申请人对此报告全文本身进行保密处理。

本附件涉及的主要内容如下所示：

一、甲苯胺产品及生产情况

甲苯胺外观通常为无色或淡黄色油状液体或无色片状结晶，微溶于水，溶于乙醇、乙醚、稀酸。甲苯胺有邻甲苯胺 (o-Toluidine)、间甲苯胺 (m-Toluidine)、对甲苯胺 (p-Toluidine) 三种异构体。

甲苯胺是重要的有机化工原料之一，通常用作染料、医药、农药的中间体，还可用于彩色显影剂，在分析化学中除作溶剂外也用作矿物折射指数的浸渍液。

甲苯胺生产采用硝基甲苯催化加氢还原技术。全球甲苯胺生产厂家集中在欧盟、中国和印度。欧盟厂商为朗盛德国有限责任公司和巴斯夫 (BASF)，印度厂商为迪帕克亚硝酸盐有限公司和 AARTI INDUSTRIES LTD.，中国厂商主要为江苏淮河化工有限公司、山东彩客东奥化学有限公司、湖北可赛化工有限公司、安道麦安邦 (江苏) 有限公司 (为淮河化工加工甲苯胺)、山东晋控日月新材料有限公司 (为彩客东奥代加工甲苯胺)、江苏福斯特化工制造有限公司、中农发河南农化有限公司以及山东元泰化工有限公司。

二、中国甲苯胺的进、出口情况

在中国，甲苯胺通过海关税则号 2921430001 (间甲苯胺或

对甲苯胺)和2921430020(邻甲苯胺)报关进出口。根据我单位获得的相关数据,2019年以来上述十位编码项下合计的中国甲苯胺进口、出口情况如下:

表一: 中国甲苯胺进口数据表

单位: 吨; 美元

| 期间 | 国别(地区) | 进口数量 | 进口金额 |
|-------|--------|-----------|-----------|
| 2019年 | 中国总进口 | 416.392 | 389,271 |
| | 其中: 欧盟 | 0.019 | 552 |
| 2020年 | 中国总进口 | 384.203 | 567,676 |
| | 其中: 欧盟 | 0.015 | 551 |
| 2021年 | 中国总进口 | 1,017.206 | 1,816,635 |
| | 其中: 欧盟 | 0.007 | 631 |
| 2022年 | 中国总进口 | 1,525.291 | 3,732,765 |
| | 其中: 欧盟 | 182.448 | 147,624 |
| 2023年 | 中国总进口 | 2,715.033 | 6,271,796 |
| | 其中: 欧盟 | 162.760 | 145,482 |

| 从欧盟逐月进口 | 进口数量 | 进口金额 |
|----------|--------|--------|
| 2022年1月 | 60.767 | 38,154 |
| 2022年4月 | 40.960 | 25,498 |
| 2022年5月 | 0.001 | 21 |
| 2022年10月 | 40.180 | 39,357 |
| 2022年11月 | 40.540 | 44,594 |
| 2023年4月 | 40.040 | 37,550 |
| 2023年7月 | 42.540 | 44,242 |
| 2023年8月 | 39.940 | 33,759 |
| 2023年10月 | 40.240 | 29,931 |

注: (1) 上述进口金额为CIF进口金额。欧盟不包括英国;

(2) 2022年-2023年除了上述月份以外,其它月份没有从欧盟进口甲苯胺。

表二: 中国甲苯胺出口数据表

单位: 吨; 美元

| 期间 | 出口数量 | 出口金额 |
|-------|-------|-----------|
| 2019年 | 2,066 | 5,148,592 |
| 2020年 | 665 | 1,619,757 |
| 2021年 | 1,044 | 2,441,197 |
| 2022年 | 1,430 | 4,259,489 |
| 2023年 | 1,470 | 4,309,120 |

三、中国甲苯胺的供需情况

根据我单位统计和估算，2019年至2023年，中国甲苯胺的总产能、总产量、总需求量如下表所示：

表三：中国甲苯胺的总产能、产量、需求量表

单位：吨

| 项目 | 2019年 | 2020年 | 2021年 | 2022年 | 2023年 |
|------|---------|---------|---------|---------|---------|
| 总产能 | 118,000 | 118,000 | 118,000 | 118,000 | 118,000 |
| 总产量 | 62,500 | 71,300 | 74,800 | 89,900 | 90,600 |
| 总需求量 | 60,851 | 71,019 | 74,774 | 89,996 | 91,845 |

注：需求量为表观消费量，根据“总产量+总进口量-总出口量”进行推算。进、出口数据参见表一、二，总产能、产量根据我单位掌握的生产企业数据及相关调研数据，进行统计和估算。

四、全球甲苯胺的供需状况

根据我单位调研和统计，2019年至2023年全球甲苯胺的供需情况如下表所示：

表四：全球甲苯胺的供需数据表

单位：吨

| 市场 | | 2019年 | 2020年 | 2021年 | 2022年 | 2023年 |
|-------|-----|---------|---------|---------|---------|---------|
| 全球 | 产能 | 233,000 | 233,000 | 233,000 | 233,000 | 233,000 |
| | 产量 | 138,975 | 145,183 | 139,839 | 158,254 | 161,974 |
| | 需求量 | 138,975 | 145,184 | 139,839 | 158,255 | 161,974 |
| 其中：印度 | 产能 | 35,000 | 35,000 | 35,000 | 35,000 | 35,000 |
| | 产量 | 15,338 | 14,180 | 16,403 | 21,453 | 28,612 |
| | 需求量 | 14,500 | 15,000 | 15,600 | 16,500 | 17,000 |
| 欧盟 | 产能 | 80,000 | 80,000 | 80,000 | 80,000 | 80,000 |
| | 产量 | 61,136 | 59,704 | 48,636 | 46,901 | 42,762 |
| | 需求量 | 24,000 | 22,000 | 18,500 | 17,000 | 17,500 |
| 中国 | 产能 | 118,000 | 118,000 | 118,000 | 118,000 | 118,000 |
| | 产量 | 62,500 | 71,300 | 74,800 | 89,900 | 90,600 |
| | 需求量 | 60,851 | 71,019 | 74,774 | 89,996 | 91,845 |
| 其他地区 | 产能 | 0 | 0 | 0 | 0 | 0 |

| | | | | | | |
|--|-----|--------|--------|--------|--------|--------|
| | 产量 | 0 | 0 | 0 | 0 | 0 |
| | 需求量 | 39,624 | 37,165 | 30,965 | 34,759 | 35,629 |

注：上述供需数据根据我单位的数据库信息、有关公开披露的信息、国内企业提供的生产数据、各国（地区）相关海关进出口数据、有关调研信息等资料进行分析和估算。

附件四：中华人民共和国进出口税则，2019年—2023年版

中华人民共和国 海关进出口税则

十三位编码·监管条件·申报目录·出口退税·政策法规·海关代征税一览表

2019年中英文对照版

中华人民共和国海关进出口税则 编委会 编

Customs Import and Export Tariff
of the People's Republic of China

Decade Coding of HS, Customs Control Conditions, Declares Contents,
Export Drawback, Regulations, Detailed Customs Duties Levied on Commission Basis

Compiled by the Editorial Department of the Customs
Import and Export Tariff of the People's Republic of China



“易通网”为购买本书的用户提供价值3600元一年期(2019)

免费增值服务

1. 提供税号定制服务, 定制的税号一年内编码、品名、税率、监管条件、反倾销补贴等信息发生变化, 实时通过微信及时推送——关注易网通微信公众号, 绑定用户即可实现。(详见第二页关于增值服务的说明)
2. 易网通实时更新《税则》的内容, 并提供舱单、报关单状态、知识产权备案信息实时查询服务。
3. 易网通提供归类服务: (1). 海量归类经验数据查询, (2). 归类专家在线咨询服务。

无此标签者或无法正常激活使用的均为盗版图书
盗版举报电话: 010-5139 3396 必有重赏



 经济日报 出版社

Table with columns: 税则号列, 货品名称(CIQ 扩展编码及品名-T2 表示见附表 2), 最惠税率(%), 暂定税率, 普通税率, 增值/出口消费, 出口退税, 计量单位, 监管条件, 检验检疫, 特殊证件. Rows include chemical products like methylamines, amines, and various salts.

Table with columns: 协定税率 %, 特惠税率 %, Article Description. Sub-columns for协定税率 include 亚太5国, 东/冰/格, 巴基, 韩国, 瑞士, 哥达, 秘鲁, 澳大利亚, 新西/坡/智, 港/澳/台, 亚太2国, 老/东/缅, 37/3/1. Rows include methylamines, ethylchloride hydrochloride, diethylamine, and various polyamines.

中华人民共和国 海关进出口税则

十三位编码·监管条件·申报目录·出口退税·海关代征税一览表

2020年中英文对照版

中华人民共和国海关进出口税则 编委会 编

Customs Import and Export Tariff of the People's Republic of China

Decade Coding of HS, Customs Control Conditions, Declares Contents,
Export Drawback, Detailed Customs Duties Levied on Commission Basis

Compiled by the Editorial Department of the Customs
Import and Export Tariff of the People's Republic of China



易通网
www.i-tong.cn

微信公众号为读者提供价值3600元一年期 (2020)

免费增值服务

- ① 最新税则电子版
- ② 税则变动信息推送
- ③ 归类、关务等课程
- ④ 税率监管条件手机查询
- ⑤ 关务疑难问答服务
- ⑥ 税则工具书查询使用课

扫码获取增值服务



关注“易通网”一键查询各种海关数据

经济日报出版社

| 税则号列 | 货品名称(CIQ 扩展编码及品名-T2 表示见附表 2) | 最惠 (%) | 暂定 税率 | 普通 消费 | 增值/出口 消费/退税 | 计量 单位 | 监管 条件 | 检验 检疫 | 特殊证件 对美关税 |
|--------------|---|-----------|----------|----------|----------------|----------|----------|----------|--------------|
| 2921.4200 90 | 其他苯胺衍生物及其盐[301 爆炸品,302 易燃液体,303 易于自燃的物质,304 毒性物质和感染性物质,305 杂项物质,306 其他危险化学品,307 其他化工产品] | 6.5 | 30 | 13/ | 10 | 千克 | | | 1/31.5 |
| 2921.4300 | --甲苯胺及其衍生物以及它们的盐 | | | | | | | | |
| 2921.4300 01 | 间甲苯胺或对甲苯胺[999] | 6.5 | 30 | 13/ | 10 | 千克 | | | 1/26.5 |
| 2921.4300 10 | 氟乐灵[999] | 6.5 | 30 | 13/ | 9.10 | 千克 | S | | 1/26.5 |
| 2921.4300 20 | 邻甲苯胺[999] | 6.5 | 30 | 13/ | 10 | 千克 | | | 1/26.5 |
| 2921.4300 31 | 溴鼠胺[999] | 6.5 | 30 | 13/ | 0 | 千克 | S | | 1/26.5 |
| 2921.4300 32 | 乙丁氟灵[999] | 6.5 | 30 | 13/ | 9.10 | 千克 | S | | 1/26.5 |
| 2921.4300 33 | 氯乙氟灵[999] | 6.5 | 30 | 13/ | 9.10 | 千克 | S | | 1/26.5 |
| 2921.4300 34 | 环丙氟灵[999] | 6.5 | 30 | 13/ | 9.10 | 千克 | S | | 1/26.5 |
| 2921.4300 35 | 乙丁烯氟灵[999] | 6.5 | 30 | 13/ | 9.10 | 千克 | S | | 1/26.5 |
| 2921.4300 36 | 地乐灵[999] | 6.5 | 30 | 13/ | 9.10 | 千克 | S | | 1/26.5 |
| 2921.4300 37 | 氯乙灵[999] | 6.5 | 30 | 13/ | 9.10 | 千克 | S | | 1/26.5 |
| 2921.4300 38 | 氟节胺[999] | 6.5 | 30 | 13/ | 9.10 | 千克 | S | | 1/26.5 |
| 2921.4300 90 | 甲苯胺盐、甲苯胺衍生物及其盐[301 毒性物质和感染性物质,302 其他危险化学品,303 其他化工产品] | 6.5 | 30 | 13/ | 10 | 千克 | | | 1/26.5 |
| 2921.4400 | --二苯胺及其衍生物以及它们的盐[301 毒性物质和感染性物质,302 腐蚀性物质,303 其他化工产品] | 6.5 | 30 | 13/ | 13 | 千克 | | | 1/31.5 |
| 2921.4500 | --1-萘胺(α-萘胺)、2-萘胺(β-萘胺)及其衍生物以及它们的盐 | | | | | | | | |
| 2921.4500 10 | 2-萘胺[999] | 6.5 | 30 | 13/ | 10 | 千克 | | | 1/31.5 |
| 2921.4500 90 | 1-萘胺和 2-萘胺的衍生物及盐(包括 1-萘胺)([111 盐酸-1-萘乙二胺,301 杂项物质,302 其他危险化学品,303 其他化工产品] | 6.5 | 30 | 13/ | 10 | 千克 | | | 1/31.5 |
| 2921.4600 | --安非他明(INN)、苄非他明(INN)、右苯丙胺(INN)、乙非他明、芬坎法明(INN)、利非他明、左苯丙胺(INN)、美芬雷司(INN)、苯丁胺(INN)以及它们的盐 | | | | | | | | |
| 2921.4600 11 | 安非他明、苄非他明、右苯丙胺(包括它们的盐)[999] | 6.5 | 30 | 13/ | 10 | 千克 | I | | 1/11.5 |
| 2921.4600 12 | 乙非他明、芬坎法明、利非他明(包括它们的盐)[999] | 6.5 | 30 | 13/ | 10 | 千克 | I | | 1/11.5 |
| 2921.4600 13 | 左苯丙胺、美芬雷司、芬特明(包括它们的盐)[999] | 6.5 | 30 | 13/ | 10 | 千克 | I | | 1/11.5 |
| | --其他: | | | | | | | | |
| 2921.4910 | ---对异丙基苯胺[999] | 4 | 11 | 13/ | 13 | 千克 | | | 1/ |
| 2921.4920 | ---二甲基苯胺[301 毒性物质和感染性物质,302 杂项物质] | 6.5 | 20 | 13/ | 13 | 千克 | | | 1/26.5 |
| 2921.4930 | ---2,6-甲基乙基苯胺[999] | 4 | 11 | 13/ | 13 | 千克 | | | 1/9 |
| 2921.4940 | ---2,6-二乙基苯胺[999] | 6.5 | 20 | 13/ | 13 | 千克 | | | 1/ |
| 2921.4990 | ---其他 | | | | | | | | |
| 2921.4990 11 | 异丙乐灵[999] | 6.5 | 30 | 13/ | 9.13 | 千克 | S | | 1/26.5 |
| 2921.4990 12 | 仲丁灵[999] | 6.5 | 30 | 13/ | 9.13 | 千克 | S | | 1/26.5 |
| 2921.4990 13 | 二甲戊灵[999] | 6.5 | 30 | 13/ | 9.13 | 千克 | S | | 1/26.5 |
| 2921.4990 20 | 4-氨基联苯[999] | 6.5 | 30 | 13/ | 13 | 千克 | | | 1/26.5 |
| 2921.4990 31 | 乙环利定,二甲基安非他明(以及它们的盐)[999] | 6.5 | 30 | 13/ | 13 | 千克 | I | | 1/26.5 |
| 2921.4990 32 | 芬氟拉明、右旋芬氟拉明(以及它们的盐)[999] | 6.5 | 30 | 13/ | 13 | 千克 | I | | 1/26.5 |
| 2921.4990 90 | 其他芳香单胺及衍生物及它们的盐[301 爆炸品,302 腐蚀性物质,303 杂项物质,304 其他危险化学品,305 其他化工产品] | 6.5 | 30 | 13/ | 13 | 千克 | | | 1/26.5 |
| | --芳香多胺及其衍生物以及它们的盐: | | | | | | | | |
| | --邻-、间-、对-苯二胺、二氨基甲苯及其衍生物以及它们的盐: | | | | | | | | |
| 2921.5110 | --邻苯二胺[999] | 4 | 11 | 13/ | 10 | 千克 | | | 1/9 |
| 2921.5190 | --其他 | | | | | | | | |
| 2921.5190 11 | 氨基灵[999] | 6.5 | 30 | 13/ | 9.10 | 千克 | S | | 1/31.5 |
| 2921.5190 12 | 氨基乐灵[999] | 6.5 | 30 | 13/ | 9.10 | 千克 | S | | 1/31.5 |
| 2921.5190 20 | 2,4-二氨基甲苯[999] | 6.5 | 30 | 13/ | 13 | 千克 | | | 1/31.5 |
| 2921.5190 90 | 间-、对-苯二胺、二氨基甲苯等(包括衍生物及它们的盐)[301 毒性物质和感染性物质,302 杂项物质,303 其他危险化学品,304 其他化工产品] | 6.5 | 30 | 13/ | 13 | 千克 | | | 1/31.5 |
| 2921.5900 | --其他 | | | | | | | | |
| 2921.5900 10 | 三氨基三硝基苯[999] | 6.5 | 30 | 13/ | 10 | 千克 | 3 | | 1/31.5 |
| 2921.5900 20 | 联苯胺(4,4'-二氨基联苯)[999] | 6.5 | 30 | 13/ | 10 | 千克 | 89 | | 1/31.5 |
| 2921.5900 31 | 4,4'-二氨基-3,3'-二氯二苯基甲烷[999] | 6.5 | 30 | 13/ | 10 | 千克 | | | 1/31.5 |
| 2921.5900 32 | 3,3'-二氯联苯胺[999] | 6.5 | 30 | 13/ | 10 | 千克 | | | 1/31.5 |
| 2921.5900 33 | 4,4'-二氨基二苯基甲烷[999] | 6.5 | 30 | 13/ | 13 | 千克 | | | 1/31.5 |

| 亚大 5 国 | 协定税率 % | | | | | | | | | 特惠税率 % | | | Article Description |
|-----------|-----------|----------|-----|----|----|----|----------|-----------|-----------|-----------|-----------|------------|---|
| | 东/ 冰/格 | 巴基 斯坦 | 韩国 | 瑞士 | 哥达 | 秘鲁 | 澳大 利亚 | 新西 坡/智 | 港/ 澳/台 | 亚太 2 国 | 老/ 柬/緬 | 36/ 3/1 | |
| | 0/0/0 | 0 | 2.6 | | 0 | 0 | 0 | 0/0/ | 0/0/ | | | 0/0/ | Other aniline derivatives and their salts |
| | | | | | | | | | | | | | --Toluidines and their derivatives; salts thereof |
| | 0/0/0 | 5 | 3.9 | 0 | 0 | 0 | 0 | 0/0/ | 0/0/ | | | 0/0/ | M-toluidine or p-toluidine |
| | 0/0/0 | 5 | 3.9 | 0 | 0 | 0 | 0 | 0/0/ | 0/0/ | | | 0/0/ | Trifluralin (TC) |
| | 0/0/0 | 5 | 3.9 | 0 | 0 | 0 | 0 | 0/0/ | 0/0/ | | | 0/0/ | O-Toluidine |
| | 0/0/0 | 5 | 3.9 | 0 | 0 | 0 | 0 | 0/0/ | 0/0/ | | | 0/0/ | Bromethalin |
| | 0/0/0 | 5 | 3.9 | 0 | 0 | 0 | 0 | 0/0/ | 0/0/ | | | 0/0/ | Benfluralin |
| | 0/0/0 | 5 | 3.9 | 0 | 0 | 0 | 0 | 0/0/ | 0/0/ | | | 0/0/ | Fluchloraline |
| | 0/0/0 | 5 | 3.9 | 0 | 0 | 0 | 0 | 0/0/ | 0/0/ | | | 0/0/ | Profluralin |
| | 0/0/0 | 5 | 3.9 | 0 | 0 | 0 | 0 | 0/0/ | 0/0/ | | | 0/0/ | Ethalfuralin |
| | 0/0/0 | 5 | 3.9 | 0 | 0 | 0 | 0 | 0/0/ | 0/0/ | | | 0/0/ | Dipropalin |
| | 0/0/0 | 5 | 3.9 | 0 | 0 | 0 | 0 | 0/0/ | 0/0/ | | | 0/0/ | Chlornidine |
| | 0/0/0 | 5 | 3.9 | 0 | 0 | 0 | 0 | 0/0/ | 0/0/ | | | 0/0/ | Flumetralin |
| | 0/0/0 | 5 | 3.9 | 0 | 0 | 0 | 0 | 0/0/ | 0/0/ | | | 0/0/ | Toluidines, toluidine derivatives and salts thereof |
| | 0/0/0 | 5 | 2.6 | | 0 | 0 | 0 | 0/0/ | 0/0/ | | | 0/0/ | --Diphenylamine and its derivatives; salts thereof |
| | | | | | | | | | | | | | --1-Naphthylamine (α-naphthylamine), 2-naphthylamine (β-naphthylamine) and their derivatives; salts thereof |
| | 0/0/0 | 5 | 0 | | 0 | 0 | 0 | 0/0/ | 0/0/ | | | 0/0/ | 2-Naphthylamine |
| | 0/0/0 | 5 | 0 | | 0 | 0 | 0 | 0/0/ | 0/0/ | | | 0/0/ | 1-Naphthylamine and 2-Naphthylamine and its derivatives salis thereof |
| | | | | | | | | | | | | | --Amfetamine(INN), benzfetamine(INN), dexametamine(INN), etilametamine(INN), fencamfamin(INN), lefetamine(INN), levametamine(INN), mefenorex(INN) and phentermine(INN); salts thereof |
| | 0/0/0 | 5 | 0 | 0 | 0 | 0 | 0 | 0/0/ | 0/0/ | | | 0/0/ | Amfetamine(INN), benzfetamine(INN), dexametamine(INN) (salts thereof) |
| | 0/0/0 | 5 | 0 | 0 | 0 | 0 | 0 | 0/0/ | 0/0/ | | | 0/0/ | Etilametamine(INN), fencamfamin(INN), lefetamine(INN) (salts thereof) |
| | 0/0/0 | 5 | 0 | 0 | 0 | 0 | 0 | 0/0/ | 0/0/ | | | 0/0/ | levametamine(INN), mefenorex(INN) and phentermine(INN) (salts thereof) |
| | | | | | | | | | | | | | --Other: |
| | 0/0/0 | 0 | 0 | 0 | 0 | 0 | 0 | 0/0/ | 0/0/ | | | 0/0/ | --p-Isopropyl-aniline |
| | 0/0/0 | 5 | 2.6 | 0 | 0 | 0 | 0 | 0/0/ | 0/0/ | | | 0/0/ | --Dimethylanilines |
| 3.2 | 0/0/0 | 0 | 0 | 0 | 0 | 0 | 0 | 0/0/ | 0/0/ | | | 0/0/ | --2,6-Methyl ethyl aniline |
| | 0/0/0 | 5 | 0 | 0 | 0 | 0 | 0 | 0/0/ | 0/0/ | | | 0/0/ | --2,6-Diethylaniline |
| | | | | | | | | | | | | | --Other |
| | 0/0/0 | 5 | 0 | 0 | 0 | 0 | 0 | 0/0/ | 0/0/ | | | 0/0/ | Isopropalin |
| | 0/0/0 | 5 | 0 | 0 | 0 | 0 | 0 | 0/0/ | 0/0/ | | | 0/0/ | Butralin |
| | 0/0/0 | 5 | 0 | 0 | 0 | 0 | 0 | 0/0/ | 0/0/ | | | 0/0/ | Pendimethalin |
| | 0/0/0 | 5 | 0 | 0 | 0 | 0 | 0 | 0/0/ | 0/0/ | | | 0/0/ | 4-Aminobiphenyl |
| | 0/0/0 | 5 | 0 | 0 | 0 | 0 | 0 | 0/0/ | 0/0/ | | | 0/0/ | Eticyclidine, dimethylamphetamine (and their salt) |
| | 0/0/0 | 5 | 0 | 0 | 0 | 0 | 0 | 0/0/ | 0/0/ | | | 0/0/ | Fenfluramine, d-fenfluramine (and their salt) |
| | 0/0/0 | 5 | 0 | 0 | 0 | 0 | 0 | 0/0/ | 0/0/ | | | 0/0/ | Other aromatic monoamine and derivants and their salt |
| | | | | | | | | | | | | | --Aromatic polyamines and their derivatives; salts thereof; |
| | | | | | | | | | | | | | --o-, m-, p-Phenylenediamine, diaminotoluenes, and their derivatives; salts thereof; |
| 3.2 | 0/0/0 | 0 | 0 | 0 | 0 | 0 | 0 | 0/0/ | 0/0/ | | | 0/0/ | --o-Phenylenediamine |
| | | | | | | | | | | | | | --Other |
| | 0/0/0 | 5 | 0 | 0 | 0 | 0 | 0 | 0/0/ | 0/0/ | | | 0/0/ | Dinitamine |
| | 0/0/0 | 5 | 0 | 0 | 0 | 0 | 0 | 0/0/ | 0/0/ | | | 0/0/ | Prodiamine |
| | 0/0/0 | 5 | 0 | 0 | 0 | 0 | 0 | 0/0/ | 0/0/ | | | 0/0/ | 2,4-Diaminotoluene |
| | 0/0/0 | 5 | 0 | 0 | 0 | 0 | 0 | 0/0/ | 0/0/ | | | 0/0/ | σ-, m-, p-Phenylene diamine, diaminotoluene(including and their derivatives; salts thereof) |
| | | | | | | | | | | | | | --Other |
| | 0/0/0 | 5 | 2.6 | 0 | 0 | 0 | 0 | 0/0/ | 0/0/ | | | 0/0/ | Triamino trinitrobenzene |
| | 0/0/0 | 5 | 2.6 | 0 | 0 | 0 | 0 | 0/0/ | 0/0/ | | | 0/0/ | Benzidine(4,4'-diaminobiphenyl) |
| | 0/0/0 | 5 | 2.6 | 0 | 0 | 0 | 0 | 0/0/ | 0/0/ | | | 0/0/ | 4,4'- Diamino-3,3'- dicophane |
| | 0/0/0 | 5 | 2.6 | 0 | 0 | 0 | 0 | 0/0/ | 0/0/ | | | 0/0/ | 3,3'- Dichlorobenzidine |
| | 0/0/0 | 5 | 2.6 | 0 | 0 | 0 | 0 | 0/0/ | 0/0/ | | | 0/0/ | 4,4'-Methylenedianiline |

中华人民共和国 海关进出口税则

十三位编码·监管条件·申报目录·出口退税·海关代征税一览表

2021年中英文对照版

中华人民共和国海关进出口税则 编委会 编

Customs Import and Export Tariff
of the People's Republic of China

Decade Coding of HS, Customs Control Conditions, Declares Contents,
Export Drawback, Detailed Customs Duties Levied on Commission Basis

Compiled by the Editorial Department of the Customs
Import and Export Tariff of the People's Republic of China



易通网
www.i-tong.cn

微信公众号为读者提供价值3600元一年期 (2021)

免费增值服务

- ① 最新税则电子版
- ② 税则变动信息推送
- ③ 归类、关务等课程
- ④ 税率监管条件手机查询
- ⑤ 关务疑难问答服务
- ⑥ 税则工具书查询使用课



关注“易通网”一键查询各种海关数据

经济日报出版社

中华人民共和国 海关进出口税则

十三位编码·监管条件·申报目录·出口退税·海关代征税一览表

2022年中英文对照版

中华人民共和国海关进出口税则 编委会 编

Customs Import and Export Tariff
of the People's Republic of China

增值服务一



三个月免费增值服务!

仅限本书用户

- ① 实时更新各档税率、RCEP、退税、监管条件、申报要素、CIQ、3C、特殊监管等。
- ② 实时更新全部报检单证查询 危化品、3C、旧机电、装运前检验等。
- ③ 批量导出与编码对应的全部监管信息，以及定制推送监管、税率信息更新提醒。
- ④ 支持名称、重点要素多维检索的归类查询：2400 万归类先例、品目注释、子目注释、归类决定、归类裁定等数据。
- ⑤ 归类大数据归类校验：输入税号及品名，自动校验分析。
- ⑥ 重点监管信息的法规溯源，以及法律法规库、行政处罚案例库、外贸知识库、通关流转状态、舱单通关状态、知识产权备案、3C 描述界定等查询。

关注“易通网”
一键查询各种海关数据



增值服务二



为读者提供价值9800元一年期(2022)

免费增值服务(任意两项)

- ① AEO 关务系统基础版免费使用一年。
- ② 单一窗口报关单、税单下载订阅。
- ③ 国际物流状态可视化查询(按集装箱/提单)。
- ④ 自动制单(报关单、合同、发票、箱单)。
- ⑤ 一键加贸平衡计算和核销。
- ⑥ “啄木鸟”一键关务体检(200+ 风险模型)。
- ⑦ 出口管制黑名单筛查。



关注“金关之星”
承包您一生的快乐关务生活!

微信扫码获取增值服务



扫码获取增值服务
或登录www.51aao.com获取

Table with columns: 税则号列, 货品名称, 最惠税率, 暂定税率, 普通税率, 增值/出口, 消费退税, 计量单位, 监管条件/特殊证件, 检验检疫, 对美关税, 亚太/上/下. Rows include chemical products like 三乙胺, 二异丙胺, 2-氨基丁烷, etc.

Table with columns: 协定税率 %, RCEP, 特惠税率 %, Article Description. Includes sub-headers for countries like 东/巴/韩, 瑞士, 哥/澳, 澳/新/中, 东/日, 亚太, 老/98/99. Rows include chemical products like Other, Triethylamine, Diisopropylamine, etc.

中华人民共和国 海关进出口税则

十三位编码·监管条件·申报目录·出口退税·海关代征税一览表

2023年中英文对照版

中华人民共和国海关进出口税则 编委会 编

Customs Import and Export Tariff
of the People's Republic of China

购买本书即可免费享受易通网增值服务:



- ① 打开微信,扫右侧二维码,关注“易通网”公众号。用其中账号和密码登录,即可享受增值服务(期限为一年内)。
- ② 一年期限内,可以便捷查询税则纸书信息,包括最惠国、暂定、普通、增值、消费、出口退税;对美关税、反倾销、反补贴、协定、特惠税率;监管条件、检验检疫类别、3C、能效标识、危险化学品目录,等等。
- ③ 如遇税则内容发生变更,可获得变更内容及变更日期提醒。
- ④ 可按需定制常用税号,当该税号项下税则信息发生变化,可获得邮件、微信等实时提醒。
- ⑤ “易通网”公众号中,通过“税则使用教程”栏目视频讲解,更好地使用税则图书及相关增值服务。



关注“易通网”
一键查询各种海关数据



经济日报出版社

附件五：关于海运费和保险费的情况说明

关于海运费和保险费的情况说明

根据申请人的了解，欧盟向中国出口甲苯胺主要通过集装箱海运的方式，按照每个 20 呎的集装箱货柜大约可以装运 16 吨甲苯胺。

申请人暂无法获得甲苯胺从日本到中国的实际海运费和保险费。为了对海运费和保险费进行合理调整，申请人暂以初步获得的从欧盟（德国柏林）至中国的 20 呎集装箱货柜的海运费和保险费率作为基础对出口价格进行调整。

根据申请人获得的初步证据，按 20 呎集装箱计算，从欧盟到中国的海运费为 680 美元一柜。按照每个 20 呎的集装箱货柜大约可以装运 16 吨甲苯胺计算，日本的海运费单价为 42.50 美元/吨。

根据中国国际海运网的报价，从欧盟到中国的保险费率（一切险）均为 0.45%。按照国际惯例，保险费是根据货物 CIF 价值的 110% 进行计算，保险费等于 $CIF \times 110\% \times \text{保险费率}$ 。

相关证据请参见后附的材料。

海歌模糊搜索 海歌精确搜索

海运一搜 运价 名录 货代船期 船东船期 船东船期(散杂) 物流服务 货物追踪



整箱运价

装运港

卸货港

您目前的位置: [首页](#) >> [整箱运价](#) >> [Shanghai\[上海\]-Berlin\[柏林\]](#) >> 鲁尼国际货运代理有限公司发布的整箱运价

Shanghai[上海]----Berlin[柏林]

运价发布公司: 鲁尼国际货运代理有限公司

| | | | |
|-----------|-----------|-----------|-----------------|
| 20' GP 运价 | 40' GP 运价 | 40' HQ 运价 | 公司优势: Ocean/Air |
| 680 | 1025 | 1025 | |

所属航线: 中国-欧洲 CHINA--EUROPE 航线

集装箱种类: 普箱

航期: 27

截关日期:

限重:

中转港:

所属船东: COSCO

有效期: 此航线运价至 [2023-11-20] 前有效

备注: 市面上其他船公司也可以做到这个价 来电咨询时请告知在国际海运网看到的信息以便沟通, 获取更多优惠

联系人: 安娜

联系方式: 13681934101

信息发布公司: 鲁尼国际货运代理有限公司

运价发布公司简介

鲁尼国际货运代理有限公司

信誉级别:

公司评价: 好 (1), 坏 (0)

注册时间: 2007-12-11

主营业务: Ocean/Air

信誉资质: **一级货代**

公司简介:

欢迎来电询问我司

IRISL/MISC/CSAV暗庄~ 全球拼箱优势 ACROSS Is the first-grade enterprise with registered capital of RM..

[站内短信](#) [公司主站](#)

用蓝银可兑换以下广告位



短信询价

进入公司主站

鲁尼国际货运代理有限公司发布的其他运价

| 装运港--卸货港 | 20' GP/40' GP/40' HQ (USD) 运价 | 航期(天) | 转运属性 |
|----------------------------------|-------------------------------|-------|------|
| 上海[Shanghai]----汉堡[Hamburg] | 575/950/950 | 29 | -- |
| 上海[Shanghai]----泽布吕赫[Zeebrugge] | 680/1025/1025 | 27 | -- |
| 上海[Shanghai]----奥胡斯[Ahus] | 680/1025/1025 | 27 | -- |
| 上海[Shanghai]----阿姆斯特丹[Amsterdam] | 680/1025/1025 | 27 | -- |

鲁尼国际货运代理有限公司

欢迎来电询问我司IRISL/MISC/CSAV暗庄~ 全球拼箱优势 ACROSS Is the first-grade enterprise with registered capital of RMB 5 million Yuanput on record by Ministry of Commerceand approved by Department of Foreign Trade & Economic Cooperation. Our company is located in Shanghai Of China-the world-famous international export/import city. Since foundedwe have been devoting to built reliable international airfreight control system and fine business credit;also const..



海运一搜:

[操作指南](#) |
 [航贸参数](#) |
 [通关大全](#) |
 [行业公告](#) |
 [行业知识](#) |
 [政策法规](#) |
 [实用工具](#)

[首页](#) » [航贸参数](#) » [进口货运保险普通货物费率表](#)

进口货运保险普通货物费率表

[添加新百科](#) [获积分奖励](#) [【我来添加】](#)

(一) 所有进口货物均按本费率表计算保险费，但在指明货物费率表中的货物，承保一切险时还须加上指明货物费率计算保险费。有特殊规定的按特殊规定计收。

(二) 各种散装货物以及化肥、糖、粮谷、木材、油（包括油料）、活牲畜、新鲜果菜，其保险责任均至卸货港口仓库或场地时终止。上述货物如需从港口转运到内地还需按转运内地费率加费的规定加费。

(三) 本表系按每百元计算。

(1)海运

| 地区 | 平安险 F . P . A | 水渍险 W . A | 一切险 A . R . |
|-----------------------|---------------|-----------|-------------|
| 中国台湾、中国香港、中国澳门、南朝鲜、日本 | 0 . 08 | 0.12 | 0.25 |
| 大洋洲及亚洲国家和地区 | 0 . 10 | 0.15 | 0.35 |
| 加拿大、美国、欧洲 | 0 . 15 | 0.20 | 0.45 |
| 非洲及中南美洲 | 0 . 20 | 0.25 | 0.50 |

(2)陆运




| 地区 | 陆运 | 陆运一切险 |
|-----------|--------|--------|
| 中国香港、中国澳门 | 0 . 07 | 0 . 20 |
| 其它地区 | 0 . 15 | 0 . 40 |

(3)空运

| 地区 | 航空运输险 | 航空一切险 |
|-----------------------|--------|--------|
| 中国香港、中国澳门、中国台湾、日本、南朝鲜 | 0 . 10 | 0 . 25 |
| 其他世界各地 | 0 . 20 | 0 . 45 |

(4)邮包

| 目的地 | 邮包险 | 邮包一切险 |
|-----------------------|--------|--------|
| 中国香港、中国澳门、中国台湾、日本、南朝鲜 | 0 . 10 | 0 . 25 |
| | | |



附件六： 欧盟成员国从欧盟内部进口甲苯胺的价格

欧盟成员国从欧盟内部进口甲苯胺的价格

鉴于欧盟整体为统一大市场的特点，欧盟成员国从欧盟内部进口甲苯胺的价格可以视为申请调查产品在欧盟本土市场上的销售价格。

欧盟海关统计的欧盟成员国从欧盟内部进口申请调查产品的价格如下表所示：

| 期间 | 进口数量（吨） | 进口金额（欧元） | 进口价格（欧元/吨） |
|--------|---------|------------|------------|
| 2023 年 | 16,538 | 30,533,858 | 1,846.26 |

注：目前申请人只能获得 2023 年 1-11 月的数据，因此 2023 年全年的数据为 2023 年 1-11 月除以 11 乘以 12 计算所得。

相关证据请参见后附的材料。

Extracted on

2024/03/18 07:31:21

[Back to TOC](#)

| REPORTER | PRODUCT | FLOW | PERIOD | PARTNER/INDICATORS | VALUE_IN_EUROS | QUANTITY_IN_100KG |
|-------------------------|---------------------|----------|------------------|--|----------------|-------------------|
| EU27_2020 European Unio | 29214300 Toluidines | 1 IMPORT | 202301 Jan. 2023 | AT Austria | 81 | 0.05 |
| EU27_2020 European Unio | 29214300 Toluidines | 1 IMPORT | 202301 Jan. 2023 | BE Belgium (incl. Luxembourg 'LU' | 523615 | 1405.27 |
| EU27_2020 European Unio | 29214300 Toluidines | 1 IMPORT | 202301 Jan. 2023 | BG Bulgaria | 57 | 0.03 |
| EU27_2020 European Unio | 29214300 Toluidines | 1 IMPORT | 202301 Jan. 2023 | CH Switzerland (incl. Liechtenstein' | 360 | 0.00 |
| EU27_2020 European Unio | 29214300 Toluidines | 1 IMPORT | 202301 Jan. 2023 | CN China | 178198 | 137.40 |
| EU27_2020 European Unio | 29214300 Toluidines | 1 IMPORT | 202301 Jan. 2023 | CY Cyprus | 5 | 0.00 |
| EU27_2020 European Unio | 29214300 Toluidines | 1 IMPORT | 202301 Jan. 2023 | CZ Czechia | 189 | 0.11 |
| EU27_2020 European Unio | 29214300 Toluidines | 1 IMPORT | 202301 Jan. 2023 | DE Germany (incl. German Democra | 1681433 | 10186.89 |
| EU27_2020 European Unio | 29214300 Toluidines | 1 IMPORT | 202301 Jan. 2023 | DK Denmark | 109 | 0.06 |
| EU27_2020 European Unio | 29214300 Toluidines | 1 IMPORT | 202301 Jan. 2023 | EE Estonia | 7 | 0.00 |
| EU27_2020 European Unio | 29214300 Toluidines | 1 IMPORT | 202301 Jan. 2023 | ES Spain (incl. Canary Islands 'XB' fr | 16327 | 150.43 |
| EU27_2020 European Unio | 29214300 Toluidines | 1 IMPORT | 202301 Jan. 2023 | EU27_2020_EXTRA Extra-EU27 (= 'V | 1213067 | 1876.15 |
| EU27_2020 European Unio | 29214300 Toluidines | 1 IMPORT | 202301 Jan. 2023 | EU27_2020_INTRA Intra-EU27 (AT, I | 3268159 | 12461.56 |
| EU27_2020 European Unio | 29214300 Toluidines | 1 IMPORT | 202301 Jan. 2023 | FI Finland | 213 | 0.13 |
| EU27_2020 European Unio | 29214300 Toluidines | 1 IMPORT | 202301 Jan. 2023 | FR France (incl. Saint Barthélemy 'BL | 74457 | 128.24 |
| EU27_2020 European Unio | 29214300 Toluidines | 1 IMPORT | 202301 Jan. 2023 | GB United Kingdom | 106275 | 168.17 |
| EU27_2020 European Unio | 29214300 Toluidines | 1 IMPORT | 202301 Jan. 2023 | GR Greece | 43 | 0.02 |
| EU27_2020 European Unio | 29214300 Toluidines | 1 IMPORT | 202301 Jan. 2023 | HR Croatia | 5 | 0.00 |
| EU27_2020 European Unio | 29214300 Toluidines | 1 IMPORT | 202301 Jan. 2023 | HU Hungary | 206 | 0.13 |
| EU27_2020 European Unio | 29214300 Toluidines | 1 IMPORT | 202301 Jan. 2023 | IE Ireland (Eire) | 55224 | 96.01 |
| EU27_2020 European Unio | 29214300 Toluidines | 1 IMPORT | 202301 Jan. 2023 | IN India | 773134 | 1439.23 |
| EU27_2020 European Unio | 29214300 Toluidines | 1 IMPORT | 202301 Jan. 2023 | IT Italy (incl. San Marino 'SM' -> 19 | 882448 | 449.02 |
| EU27_2020 European Unio | 29214300 Toluidines | 1 IMPORT | 202301 Jan. 2023 | JP Japan | 117935 | 31.33 |
| EU27_2020 European Unio | 29214300 Toluidines | 1 IMPORT | 202301 Jan. 2023 | KR Korea, Republic of (South Korea) | 36668 | 100.00 |
| EU27_2020 European Unio | 29214300 Toluidines | 1 IMPORT | 202301 Jan. 2023 | LT Lithuania | 100 | 0.06 |
| EU27_2020 European Unio | 29214300 Toluidines | 1 IMPORT | 202301 Jan. 2023 | LU Luxembourg | 5 | 0.00 |
| EU27_2020 European Unio | 29214300 Toluidines | 1 IMPORT | 202301 Jan. 2023 | LV Latvia | 6 | 0.00 |
| EU27_2020 European Unio | 29214300 Toluidines | 1 IMPORT | 202301 Jan. 2023 | NL Netherlands | 31635 | 43.97 |
| EU27_2020 European Unio | 29214300 Toluidines | 1 IMPORT | 202301 Jan. 2023 | PL Poland | 455 | 0.24 |
| EU27_2020 European Unio | 29214300 Toluidines | 1 IMPORT | 202301 Jan. 2023 | PT Portugal | 46 | 0.02 |
| EU27_2020 European Unio | 29214300 Toluidines | 1 IMPORT | 202301 Jan. 2023 | RO Romania | 39 | 0.02 |
| EU27_2020 European Unio | 29214300 Toluidines | 1 IMPORT | 202301 Jan. 2023 | SE Sweden | 244 | 0.14 |
| EU27_2020 European Unio | 29214300 Toluidines | 1 IMPORT | 202301 Jan. 2023 | SI Slovenia | 1071 | 0.64 |
| EU27_2020 European Unio | 29214300 Toluidines | 1 IMPORT | 202301 Jan. 2023 | SK Slovakia | 139 | 0.08 |
| EU27_2020 European Unio | 29214300 Toluidines | 1 IMPORT | 202301 Jan. 2023 | US United States (incl. Navassa Islar | 497 | 0.02 |
| EU27_2020 European Unio | 29214300 Toluidines | 1 IMPORT | 202302 Feb. 2023 | AT Austria | 13 | 0.00 |

| | | | | | | |
|-------------------------|---------------------|----------|------------------|--|---------|----------|
| EU27_2020 European Unio | 29214300 Toluidines | 1 IMPORT | 202302 Feb. 2023 | BE Belgium (incl. Luxembourg 'LU' - | 322006 | 969.78 |
| EU27_2020 European Unio | 29214300 Toluidines | 1 IMPORT | 202302 Feb. 2023 | CH Switzerland (incl. Liechtenstein ' | 270 | 0.00 |
| EU27_2020 European Unio | 29214300 Toluidines | 1 IMPORT | 202302 Feb. 2023 | CN China | 1120574 | 731.82 |
| EU27_2020 European Unio | 29214300 Toluidines | 1 IMPORT | 202302 Feb. 2023 | CZ Czechia | 1 | 0.00 |
| EU27_2020 European Unio | 29214300 Toluidines | 1 IMPORT | 202302 Feb. 2023 | DE Germany (incl. German Democra | 1576904 | 11373.41 |
| EU27_2020 European Unio | 29214300 Toluidines | 1 IMPORT | 202302 Feb. 2023 | ES Spain (incl. Canary Islands 'XB' fr | 146 | 0.01 |
| EU27_2020 European Unio | 29214300 Toluidines | 1 IMPORT | 202302 Feb. 2023 | EU27_2020_EXTRA Extra-EU27 (= 'V | 2941264 | 4631.51 |
| EU27_2020 European Unio | 29214300 Toluidines | 1 IMPORT | 202302 Feb. 2023 | EU27_2020_INTRA Intra-EU27 (AT, I | 2047653 | 12503.84 |
| EU27_2020 European Unio | 29214300 Toluidines | 1 IMPORT | 202302 Feb. 2023 | FR France (incl. Saint Barthélemy 'Bl | 153 | 0.01 |
| EU27_2020 European Unio | 29214300 Toluidines | 1 IMPORT | 202302 Feb. 2023 | GB United Kingdom | 2944 | 4.16 |
| EU27_2020 European Unio | 29214300 Toluidines | 1 IMPORT | 202302 Feb. 2023 | HU Hungary | 1 | 0.00 |
| EU27_2020 European Unio | 29214300 Toluidines | 1 IMPORT | 202302 Feb. 2023 | IE Ireland (Eire) | 379 | 1.21 |
| EU27_2020 European Unio | 29214300 Toluidines | 1 IMPORT | 202302 Feb. 2023 | IN India | 1796626 | 3891.52 |
| EU27_2020 European Unio | 29214300 Toluidines | 1 IMPORT | 202302 Feb. 2023 | IT Italy (incl. San Marino 'SM' -> 19 | 74866 | 66.41 |
| EU27_2020 European Unio | 29214300 Toluidines | 1 IMPORT | 202302 Feb. 2023 | JP Japan | 921 | 0.01 |
| EU27_2020 European Unio | 29214300 Toluidines | 1 IMPORT | 202302 Feb. 2023 | LU Luxembourg | 1 | 0.00 |
| EU27_2020 European Unio | 29214300 Toluidines | 1 IMPORT | 202302 Feb. 2023 | LV Latvia | 23 | 0.01 |
| EU27_2020 European Unio | 29214300 Toluidines | 1 IMPORT | 202302 Feb. 2023 | NL Netherlands | 44441 | 56.20 |
| EU27_2020 European Unio | 29214300 Toluidines | 1 IMPORT | 202302 Feb. 2023 | PL Poland | 11077 | 20.00 |
| EU27_2020 European Unio | 29214300 Toluidines | 1 IMPORT | 202302 Feb. 2023 | SI Slovenia | 17642 | 16.80 |
| EU27_2020 European Unio | 29214300 Toluidines | 1 IMPORT | 202302 Feb. 2023 | US United States (incl. Navassa Islar | 19929 | 4.00 |
| EU27_2020 European Unio | 29214300 Toluidines | 1 IMPORT | 202303 Mar. 2023 | AT Austria | 352 | 0.27 |
| EU27_2020 European Unio | 29214300 Toluidines | 1 IMPORT | 202303 Mar. 2023 | BE Belgium (incl. Luxembourg 'LU' - | 50924 | 48.22 |
| EU27_2020 European Unio | 29214300 Toluidines | 1 IMPORT | 202303 Mar. 2023 | CH Switzerland (incl. Liechtenstein ' | 79 | 0.00 |
| EU27_2020 European Unio | 29214300 Toluidines | 1 IMPORT | 202303 Mar. 2023 | CN China | 364977 | 231.98 |
| EU27_2020 European Unio | 29214300 Toluidines | 1 IMPORT | 202303 Mar. 2023 | CZ Czechia | 1 | 0.00 |
| EU27_2020 European Unio | 29214300 Toluidines | 1 IMPORT | 202303 Mar. 2023 | DE Germany (incl. German Democra | 2498979 | 18590.74 |
| EU27_2020 European Unio | 29214300 Toluidines | 1 IMPORT | 202303 Mar. 2023 | ES Spain (incl. Canary Islands 'XB' fr | 2 | 0.00 |
| EU27_2020 European Unio | 29214300 Toluidines | 1 IMPORT | 202303 Mar. 2023 | EU27_2020_EXTRA Extra-EU27 (= 'V | 1860255 | 2260.09 |
| EU27_2020 European Unio | 29214300 Toluidines | 1 IMPORT | 202303 Mar. 2023 | EU27_2020_INTRA Intra-EU27 (AT, I | 3526253 | 19196.54 |
| EU27_2020 European Unio | 29214300 Toluidines | 1 IMPORT | 202303 Mar. 2023 | FR France (incl. Saint Barthélemy 'Bl | 10110 | 13.10 |
| EU27_2020 European Unio | 29214300 Toluidines | 1 IMPORT | 202303 Mar. 2023 | GB United Kingdom | 19059 | 15.48 |
| EU27_2020 European Unio | 29214300 Toluidines | 1 IMPORT | 202303 Mar. 2023 | IE Ireland (Eire) | 49 | 0.00 |
| EU27_2020 European Unio | 29214300 Toluidines | 1 IMPORT | 202303 Mar. 2023 | IN India | 831884 | 1379.85 |
| EU27_2020 European Unio | 29214300 Toluidines | 1 IMPORT | 202303 Mar. 2023 | IT Italy (incl. San Marino 'SM' -> 19 | 890965 | 453.10 |
| EU27_2020 European Unio | 29214300 Toluidines | 1 IMPORT | 202303 Mar. 2023 | JP Japan | 413124 | 14.13 |
| EU27_2020 European Unio | 29214300 Toluidines | 1 IMPORT | 202303 Mar. 2023 | KR Korea, Republic of (South Korea | 156933 | 435.94 |
| EU27_2020 European Unio | 29214300 Toluidines | 1 IMPORT | 202303 Mar. 2023 | LV Latvia | 25 | 0.01 |
| EU27_2020 European Unio | 29214300 Toluidines | 1 IMPORT | 202303 Mar. 2023 | NL Netherlands | 62763 | 71.10 |
| EU27_2020 European Unio | 29214300 Toluidines | 1 IMPORT | 202303 Mar. 2023 | PL Poland | 11075 | 20.00 |
| EU27_2020 European Unio | 29214300 Toluidines | 1 IMPORT | 202303 Mar. 2023 | SI Slovenia | 2 | 0.00 |
| EU27_2020 European Unio | 29214300 Toluidines | 1 IMPORT | 202303 Mar. 2023 | SK Slovakia | 1006 | 0.00 |

| | | | | | | |
|-------------------------|---------------------|----------|------------------|--|---------|----------|
| EU27_2020 European Unio | 29214300 Toluidines | 1 IMPORT | 202303 Mar. 2023 | US United States (incl. Navassa Islar | 74199 | 182.71 |
| EU27_2020 European Unio | 29214300 Toluidines | 1 IMPORT | 202304 Apr. 2023 | AT Austria | 1 | 0.00 |
| EU27_2020 European Unio | 29214300 Toluidines | 1 IMPORT | 202304 Apr. 2023 | BE Belgium (incl. Luxembourg 'LU' - | 12270 | 17.72 |
| EU27_2020 European Unio | 29214300 Toluidines | 1 IMPORT | 202304 Apr. 2023 | CH Switzerland (incl. Liechtenstein ' | 200 | 0.00 |
| EU27_2020 European Unio | 29214300 Toluidines | 1 IMPORT | 202304 Apr. 2023 | CN China | 1585396 | 1466.81 |
| EU27_2020 European Unio | 29214300 Toluidines | 1 IMPORT | 202304 Apr. 2023 | CZ Czechia | 3956 | 4.00 |
| EU27_2020 European Unio | 29214300 Toluidines | 1 IMPORT | 202304 Apr. 2023 | DE Germany (incl. German Democra | 1998302 | 13455.15 |
| EU27_2020 European Unio | 29214300 Toluidines | 1 IMPORT | 202304 Apr. 2023 | ES Spain (incl. Canary Islands 'XB' fr | 14609 | 152.00 |
| EU27_2020 European Unio | 29214300 Toluidines | 1 IMPORT | 202304 Apr. 2023 | EU27_2020_EXTRA Extra-EU27 (= 'V | 1865363 | 1840.80 |
| EU27_2020 European Unio | 29214300 Toluidines | 1 IMPORT | 202304 Apr. 2023 | EU27_2020_INTRA Intra-EU27 (AT, I | 2681847 | 14213.62 |
| EU27_2020 European Unio | 29214300 Toluidines | 1 IMPORT | 202304 Apr. 2023 | FR France (incl. Saint Barthélemy 'BL | 6955 | 8.04 |
| EU27_2020 European Unio | 29214300 Toluidines | 1 IMPORT | 202304 Apr. 2023 | GB United Kingdom | 10721 | 12.87 |
| EU27_2020 European Unio | 29214300 Toluidines | 1 IMPORT | 202304 Apr. 2023 | HR Croatia | 1 | 0.00 |
| EU27_2020 European Unio | 29214300 Toluidines | 1 IMPORT | 202304 Apr. 2023 | HU Hungary | 1 | 0.00 |
| EU27_2020 European Unio | 29214300 Toluidines | 1 IMPORT | 202304 Apr. 2023 | IE Ireland (Eire) | 142982 | 276.00 |
| EU27_2020 European Unio | 29214300 Toluidines | 1 IMPORT | 202304 Apr. 2023 | IN India | 219042 | 271.77 |
| EU27_2020 European Unio | 29214300 Toluidines | 1 IMPORT | 202304 Apr. 2023 | IT Italy (incl. San Marino 'SM' -> 19 | 442453 | 225.20 |
| EU27_2020 European Unio | 29214300 Toluidines | 1 IMPORT | 202304 Apr. 2023 | JP Japan | 451 | 0.03 |
| EU27_2020 European Unio | 29214300 Toluidines | 1 IMPORT | 202304 Apr. 2023 | KR Korea, Republic of (South Korea) | 31138 | 88.40 |
| EU27_2020 European Unio | 29214300 Toluidines | 1 IMPORT | 202304 Apr. 2023 | NL Netherlands | 60285 | 75.50 |
| EU27_2020 European Unio | 29214300 Toluidines | 1 IMPORT | 202304 Apr. 2023 | PL Poland | 2 | 0.00 |
| EU27_2020 European Unio | 29214300 Toluidines | 1 IMPORT | 202304 Apr. 2023 | SE Sweden | 29 | 0.01 |
| EU27_2020 European Unio | 29214300 Toluidines | 1 IMPORT | 202304 Apr. 2023 | SI Slovenia | 1 | 0.00 |
| EU27_2020 European Unio | 29214300 Toluidines | 1 IMPORT | 202304 Apr. 2023 | US United States (incl. Navassa Islar | 18415 | 0.92 |
| EU27_2020 European Unio | 29214300 Toluidines | 1 IMPORT | 202305 May. 2023 | AT Austria | 44 | 0.00 |
| EU27_2020 European Unio | 29214300 Toluidines | 1 IMPORT | 202305 May. 2023 | BE Belgium (incl. Luxembourg 'LU' - | 460390 | 231.84 |
| EU27_2020 European Unio | 29214300 Toluidines | 1 IMPORT | 202305 May. 2023 | CH Switzerland (incl. Liechtenstein ' | 1898 | 2.47 |
| EU27_2020 European Unio | 29214300 Toluidines | 1 IMPORT | 202305 May. 2023 | CN China | 3820613 | 5287.62 |
| EU27_2020 European Unio | 29214300 Toluidines | 1 IMPORT | 202305 May. 2023 | DE Germany (incl. German Democra | 1929671 | 14863.54 |
| EU27_2020 European Unio | 29214300 Toluidines | 1 IMPORT | 202305 May. 2023 | ES Spain (incl. Canary Islands 'XB' fr | 50 | 0.00 |
| EU27_2020 European Unio | 29214300 Toluidines | 1 IMPORT | 202305 May. 2023 | EU27_2020_EXTRA Extra-EU27 (= 'V | 4942635 | 8144.21 |
| EU27_2020 European Unio | 29214300 Toluidines | 1 IMPORT | 202305 May. 2023 | EU27_2020_INTRA Intra-EU27 (AT, I | 2707767 | 15552.46 |
| EU27_2020 European Unio | 29214300 Toluidines | 1 IMPORT | 202305 May. 2023 | FR France (incl. Saint Barthélemy 'BL | 33386 | 60.04 |
| EU27_2020 European Unio | 29214300 Toluidines | 1 IMPORT | 202305 May. 2023 | GB United Kingdom | 38812 | 66.17 |
| EU27_2020 European Unio | 29214300 Toluidines | 1 IMPORT | 202305 May. 2023 | Hong Kong,China | 2541 | 3.53 |
| EU27_2020 European Unio | 29214300 Toluidines | 1 IMPORT | 202305 May. 2023 | HU Hungary | 141669 | 180.00 |
| EU27_2020 European Unio | 29214300 Toluidines | 1 IMPORT | 202305 May. 2023 | IE Ireland (Eire) | 99 | 0.02 |
| EU27_2020 European Unio | 29214300 Toluidines | 1 IMPORT | 202305 May. 2023 | IN India | 908106 | 2777.59 |
| EU27_2020 European Unio | 29214300 Toluidines | 1 IMPORT | 202305 May. 2023 | JP Japan | 166812 | 0.20 |
| EU27_2020 European Unio | 29214300 Toluidines | 1 IMPORT | 202305 May. 2023 | LV Latvia | 295 | 0.01 |
| EU27_2020 European Unio | 29214300 Toluidines | 1 IMPORT | 202305 May. 2023 | NL Netherlands | 130987 | 197.00 |
| EU27_2020 European Unio | 29214300 Toluidines | 1 IMPORT | 202305 May. 2023 | NO Norway (incl. Svalbard and Jan | 1856 | 4.62 |

| | | | | | | |
|-------------------------|---------------------|----------|------------------|--|---------|---------|
| EU27_2020 European Unio | 29214300 Toluidines | 1 IMPORT | 202305 May. 2023 | PL Poland | 11158 | 20.00 |
| EU27_2020 European Unio | 29214300 Toluidines | 1 IMPORT | 202305 May. 2023 | SE Sweden | 18 | 0.01 |
| EU27_2020 European Unio | 29214300 Toluidines | 1 IMPORT | 202305 May. 2023 | US United States (incl. Navassa Islar | 1997 | 2.01 |
| EU27_2020 European Unio | 29214300 Toluidines | 1 IMPORT | 202306 Jun. 2023 | AT Austria | 377 | 0.26 |
| EU27_2020 European Unio | 29214300 Toluidines | 1 IMPORT | 202306 Jun. 2023 | BE Belgium (incl. Luxembourg 'LU' - | 61337 | 63.85 |
| EU27_2020 European Unio | 29214300 Toluidines | 1 IMPORT | 202306 Jun. 2023 | BG Bulgaria | 21 | 0.01 |
| EU27_2020 European Unio | 29214300 Toluidines | 1 IMPORT | 202306 Jun. 2023 | CH Switzerland (incl. Liechtenstein ' | 581 | 0.05 |
| EU27_2020 European Unio | 29214300 Toluidines | 1 IMPORT | 202306 Jun. 2023 | CN China | 4017485 | 5781.53 |
| EU27_2020 European Unio | 29214300 Toluidines | 1 IMPORT | 202306 Jun. 2023 | CZ Czechia | 47 | 0.01 |
| EU27_2020 European Unio | 29214300 Toluidines | 1 IMPORT | 202306 Jun. 2023 | DE Germany (incl. German Democr | 297835 | 758.16 |
| EU27_2020 European Unio | 29214300 Toluidines | 1 IMPORT | 202306 Jun. 2023 | DK Denmark | 173 | 0.06 |
| EU27_2020 European Unio | 29214300 Toluidines | 1 IMPORT | 202306 Jun. 2023 | EE Estonia | 9 | 0.00 |
| EU27_2020 European Unio | 29214300 Toluidines | 1 IMPORT | 202306 Jun. 2023 | ES Spain (incl. Canary Islands 'XB' fr | 11239 | 151.05 |
| EU27_2020 European Unio | 29214300 Toluidines | 1 IMPORT | 202306 Jun. 2023 | EU27_2020_EXTRA Extra-EU27 (= 'V | 5978397 | 9253.84 |
| EU27_2020 European Unio | 29214300 Toluidines | 1 IMPORT | 202306 Jun. 2023 | EU27_2020_INTRA Intra-EU27 (AT, I | 1640576 | 1807.65 |
| EU27_2020 European Unio | 29214300 Toluidines | 1 IMPORT | 202306 Jun. 2023 | FI Finland | 38 | 0.01 |
| EU27_2020 European Unio | 29214300 Toluidines | 1 IMPORT | 202306 Jun. 2023 | FR France (incl. Saint Barthélemy 'Bl | 57013 | 62.87 |
| EU27_2020 European Unio | 29214300 Toluidines | 1 IMPORT | 202306 Jun. 2023 | GB United Kingdom | 64404 | 88.91 |
| EU27_2020 European Unio | 29214300 Toluidines | 1 IMPORT | 202306 Jun. 2023 | GR Greece | 53 | 0.01 |
| EU27_2020 European Unio | 29214300 Toluidines | 1 IMPORT | 202306 Jun. 2023 | HR Croatia | 5 | 0.00 |
| EU27_2020 European Unio | 29214300 Toluidines | 1 IMPORT | 202306 Jun. 2023 | HU Hungary | 141693 | 180.01 |
| EU27_2020 European Unio | 29214300 Toluidines | 1 IMPORT | 202306 Jun. 2023 | IE Ireland (Eire) | 9 | 0.00 |
| EU27_2020 European Unio | 29214300 Toluidines | 1 IMPORT | 202306 Jun. 2023 | IN India | 1408785 | 2989.76 |
| EU27_2020 European Unio | 29214300 Toluidines | 1 IMPORT | 202306 Jun. 2023 | IT Italy (incl. San Marino 'SM' -> 19 | 877460 | 457.45 |
| EU27_2020 European Unio | 29214300 Toluidines | 1 IMPORT | 202306 Jun. 2023 | JP Japan | 350448 | 33.62 |
| EU27_2020 European Unio | 29214300 Toluidines | 1 IMPORT | 202306 Jun. 2023 | KR Korea, Republic of (South Korea | 112996 | 353.60 |
| EU27_2020 European Unio | 29214300 Toluidines | 1 IMPORT | 202306 Jun. 2023 | LT Lithuania | 13 | 0.00 |
| EU27_2020 European Unio | 29214300 Toluidines | 1 IMPORT | 202306 Jun. 2023 | LU Luxembourg | 11 | 0.00 |
| EU27_2020 European Unio | 29214300 Toluidines | 1 IMPORT | 202306 Jun. 2023 | LV Latvia | 10 | 0.00 |
| EU27_2020 European Unio | 29214300 Toluidines | 1 IMPORT | 202306 Jun. 2023 | NL Netherlands | 192905 | 133.80 |
| EU27_2020 European Unio | 29214300 Toluidines | 1 IMPORT | 202306 Jun. 2023 | NO Norway (incl. Svalbard and Jan | 1615 | 2.55 |
| EU27_2020 European Unio | 29214300 Toluidines | 1 IMPORT | 202306 Jun. 2023 | PL Poland | 145 | 0.05 |
| EU27_2020 European Unio | 29214300 Toluidines | 1 IMPORT | 202306 Jun. 2023 | PT Portugal | 15 | 0.00 |
| EU27_2020 European Unio | 29214300 Toluidines | 1 IMPORT | 202306 Jun. 2023 | RO Romania | 25 | 0.01 |
| EU27_2020 European Unio | 29214300 Toluidines | 1 IMPORT | 202306 Jun. 2023 | SE Sweden | 37 | 0.01 |
| EU27_2020 European Unio | 29214300 Toluidines | 1 IMPORT | 202306 Jun. 2023 | SI Slovenia | 63 | 0.02 |
| EU27_2020 European Unio | 29214300 Toluidines | 1 IMPORT | 202306 Jun. 2023 | SK Slovakia | 43 | 0.01 |
| EU27_2020 European Unio | 29214300 Toluidines | 1 IMPORT | 202306 Jun. 2023 | US United States (incl. Navassa Islar | 22083 | 3.82 |
| EU27_2020 European Unio | 29214300 Toluidines | 1 IMPORT | 202307 Jul. 2023 | AT Austria | 33 | 0.01 |
| EU27_2020 European Unio | 29214300 Toluidines | 1 IMPORT | 202307 Jul. 2023 | BE Belgium (incl. Luxembourg 'LU' - | 39483 | 29.19 |
| EU27_2020 European Unio | 29214300 Toluidines | 1 IMPORT | 202307 Jul. 2023 | BG Bulgaria | 2 | 0.00 |
| EU27_2020 European Unio | 29214300 Toluidines | 1 IMPORT | 202307 Jul. 2023 | BR Brazil | 2032 | 2.92 |

| | | | | | | |
|-------------------------|---------------------|----------|------------------|---|---------|----------|
| EU27_2020 European Unio | 29214300 Toluidines | 1 IMPORT | 202307 Jul. 2023 | CH Switzerland (incl. Liechtenstein 'BL') | 381 | 0.03 |
| EU27_2020 European Unio | 29214300 Toluidines | 1 IMPORT | 202307 Jul. 2023 | CN China | 1314228 | 1540.92 |
| EU27_2020 European Unio | 29214300 Toluidines | 1 IMPORT | 202307 Jul. 2023 | CZ Czechia | 1 | 0.00 |
| EU27_2020 European Unio | 29214300 Toluidines | 1 IMPORT | 202307 Jul. 2023 | DE Germany (incl. German Democrac) | 1324935 | 10226.31 |
| EU27_2020 European Unio | 29214300 Toluidines | 1 IMPORT | 202307 Jul. 2023 | ES Spain (incl. Canary Islands 'XB' fr) | 2 | 0.00 |
| EU27_2020 European Unio | 29214300 Toluidines | 1 IMPORT | 202307 Jul. 2023 | EU27_2020_EXTRA Extra-EU27 (= 'V | 2918317 | 3979.36 |
| EU27_2020 European Unio | 29214300 Toluidines | 1 IMPORT | 202307 Jul. 2023 | EU27_2020_INTRA Intra-EU27 (AT, I | 2171900 | 10997.05 |
| EU27_2020 European Unio | 29214300 Toluidines | 1 IMPORT | 202307 Jul. 2023 | FR France (incl. Saint Barthélemy 'BL) | 3297 | 4.17 |
| EU27_2020 European Unio | 29214300 Toluidines | 1 IMPORT | 202307 Jul. 2023 | GB United Kingdom | 37742 | 42.50 |
| EU27_2020 European Unio | 29214300 Toluidines | 1 IMPORT | 202307 Jul. 2023 | GR Greece | 1 | 0.00 |
| EU27_2020 European Unio | 29214300 Toluidines | 1 IMPORT | 202307 Jul. 2023 | Hong Kong,China | 2318 | 3.36 |
| EU27_2020 European Unio | 29214300 Toluidines | 1 IMPORT | 202307 Jul. 2023 | HR Croatia | 1 | 0.00 |
| EU27_2020 European Unio | 29214300 Toluidines | 1 IMPORT | 202307 Jul. 2023 | HU Hungary | 141669 | 180.00 |
| EU27_2020 European Unio | 29214300 Toluidines | 1 IMPORT | 202307 Jul. 2023 | IE Ireland (Eire) | 48498 | 96.01 |
| EU27_2020 European Unio | 29214300 Toluidines | 1 IMPORT | 202307 Jul. 2023 | IN India | 1457965 | 2380.81 |
| EU27_2020 European Unio | 29214300 Toluidines | 1 IMPORT | 202307 Jul. 2023 | IT Italy (incl. San Marino 'SM' -> 19) | 420531 | 228.60 |
| EU27_2020 European Unio | 29214300 Toluidines | 1 IMPORT | 202307 Jul. 2023 | JP Japan | 99621 | 1.33 |
| EU27_2020 European Unio | 29214300 Toluidines | 1 IMPORT | 202307 Jul. 2023 | LT Lithuania | 1 | 0.00 |
| EU27_2020 European Unio | 29214300 Toluidines | 1 IMPORT | 202307 Jul. 2023 | NL Netherlands | 162469 | 172.70 |
| EU27_2020 European Unio | 29214300 Toluidines | 1 IMPORT | 202307 Jul. 2023 | NO Norway (incl. Svalbard and Jan) | 3354 | 6.82 |
| EU27_2020 European Unio | 29214300 Toluidines | 1 IMPORT | 202307 Jul. 2023 | PL Poland | 30960 | 60.06 |
| EU27_2020 European Unio | 29214300 Toluidines | 1 IMPORT | 202307 Jul. 2023 | SE Sweden | 1 | 0.00 |
| EU27_2020 European Unio | 29214300 Toluidines | 1 IMPORT | 202307 Jul. 2023 | SI Slovenia | 16 | 0.00 |
| EU27_2020 European Unio | 29214300 Toluidines | 1 IMPORT | 202307 Jul. 2023 | US United States (incl. Navassa Islar) | 676 | 0.67 |
| EU27_2020 European Unio | 29214300 Toluidines | 1 IMPORT | 202308 Aug. 2023 | AT Austria | 615 | 0.18 |
| EU27_2020 European Unio | 29214300 Toluidines | 1 IMPORT | 202308 Aug. 2023 | AU Australia | 45 | 0.00 |
| EU27_2020 European Unio | 29214300 Toluidines | 1 IMPORT | 202308 Aug. 2023 | BE Belgium (incl. Luxembourg 'LU' - | 13750 | 18.66 |
| EU27_2020 European Unio | 29214300 Toluidines | 1 IMPORT | 202308 Aug. 2023 | BG Bulgaria | 66 | 0.02 |
| EU27_2020 European Unio | 29214300 Toluidines | 1 IMPORT | 202308 Aug. 2023 | CH Switzerland (incl. Liechtenstein 'BL) | 192 | 0.00 |
| EU27_2020 European Unio | 29214300 Toluidines | 1 IMPORT | 202308 Aug. 2023 | CN China | 972984 | 1557.66 |
| EU27_2020 European Unio | 29214300 Toluidines | 1 IMPORT | 202308 Aug. 2023 | CZ Czechia | 3747 | 4.10 |
| EU27_2020 European Unio | 29214300 Toluidines | 1 IMPORT | 202308 Aug. 2023 | DE Germany (incl. German Democrac) | 3488717 | 24250.48 |
| EU27_2020 European Unio | 29214300 Toluidines | 1 IMPORT | 202308 Aug. 2023 | DK Denmark | 246 | 0.08 |
| EU27_2020 European Unio | 29214300 Toluidines | 1 IMPORT | 202308 Aug. 2023 | EE Estonia | 225 | 0.07 |
| EU27_2020 European Unio | 29214300 Toluidines | 1 IMPORT | 202308 Aug. 2023 | ES Spain (incl. Canary Islands 'XB' fr) | 2017 | 2.05 |
| EU27_2020 European Unio | 29214300 Toluidines | 1 IMPORT | 202308 Aug. 2023 | EU27_2020_EXTRA Extra-EU27 (= 'V | 2551482 | 3365.15 |
| EU27_2020 European Unio | 29214300 Toluidines | 1 IMPORT | 202308 Aug. 2023 | EU27_2020_INTRA Intra-EU27 (AT, I | 3697813 | 24515.58 |
| EU27_2020 European Unio | 29214300 Toluidines | 1 IMPORT | 202308 Aug. 2023 | FI Finland | 102 | 0.03 |
| EU27_2020 European Unio | 29214300 Toluidines | 1 IMPORT | 202308 Aug. 2023 | FR France (incl. Saint Barthélemy 'BL) | 5696 | 6.52 |
| EU27_2020 European Unio | 29214300 Toluidines | 1 IMPORT | 202308 Aug. 2023 | GB United Kingdom | 10449 | 12.86 |
| EU27_2020 European Unio | 29214300 Toluidines | 1 IMPORT | 202308 Aug. 2023 | GR Greece | 57 | 0.02 |
| EU27_2020 European Unio | 29214300 Toluidines | 1 IMPORT | 202308 Aug. 2023 | HR Croatia | 11 | 0.00 |

| | | | | | | |
|-------------------------|---------------------|----------|------------------|--|---------|----------|
| EU27_2020 European Unio | 29214300 Toluidines | 1 IMPORT | 202308 Aug. 2023 | HU Hungary | 141825 | 180.05 |
| EU27_2020 European Unio | 29214300 Toluidines | 1 IMPORT | 202308 Aug. 2023 | IE Ireland (Eire) | 240 | 0.02 |
| EU27_2020 European Unio | 29214300 Toluidines | 1 IMPORT | 202308 Aug. 2023 | IN India | 1015928 | 1566.31 |
| EU27_2020 European Unio | 29214300 Toluidines | 1 IMPORT | 202308 Aug. 2023 | IT Italy (incl. San Marino 'SM' -> 19 | 888 | 0.27 |
| EU27_2020 European Unio | 29214300 Toluidines | 1 IMPORT | 202308 Aug. 2023 | JP Japan | 487651 | 20.02 |
| EU27_2020 European Unio | 29214300 Toluidines | 1 IMPORT | 202308 Aug. 2023 | KR Korea, Republic of (South Korea) | 29852 | 100.00 |
| EU27_2020 European Unio | 29214300 Toluidines | 1 IMPORT | 202308 Aug. 2023 | LT Lithuania | 198 | 0.06 |
| EU27_2020 European Unio | 29214300 Toluidines | 1 IMPORT | 202308 Aug. 2023 | LU Luxembourg | 13 | 0.00 |
| EU27_2020 European Unio | 29214300 Toluidines | 1 IMPORT | 202308 Aug. 2023 | LV Latvia | 25 | 0.01 |
| EU27_2020 European Unio | 29214300 Toluidines | 1 IMPORT | 202308 Aug. 2023 | NL Netherlands | 38239 | 52.62 |
| EU27_2020 European Unio | 29214300 Toluidines | 1 IMPORT | 202308 Aug. 2023 | NO Norway (incl. Svalbard and Jan | 3724 | 8.30 |
| EU27_2020 European Unio | 29214300 Toluidines | 1 IMPORT | 202308 Aug. 2023 | PL Poland | 800 | 0.24 |
| EU27_2020 European Unio | 29214300 Toluidines | 1 IMPORT | 202308 Aug. 2023 | PT Portugal | 62 | 0.02 |
| EU27_2020 European Unio | 29214300 Toluidines | 1 IMPORT | 202308 Aug. 2023 | RO Romania | 48 | 0.01 |
| EU27_2020 European Unio | 29214300 Toluidines | 1 IMPORT | 202308 Aug. 2023 | SE Sweden | 187 | 0.05 |
| EU27_2020 European Unio | 29214300 Toluidines | 1 IMPORT | 202308 Aug. 2023 | SI Slovenia | 20 | 0.01 |
| EU27_2020 European Unio | 29214300 Toluidines | 1 IMPORT | 202308 Aug. 2023 | SK Slovakia | 19 | 0.01 |
| EU27_2020 European Unio | 29214300 Toluidines | 1 IMPORT | 202308 Aug. 2023 | US United States (incl. Navassa Islan | 30657 | 100.00 |
| EU27_2020 European Unio | 29214300 Toluidines | 1 IMPORT | 202309 Sep. 2023 | AT Austria | 2705 | 1.15 |
| EU27_2020 European Unio | 29214300 Toluidines | 1 IMPORT | 202309 Sep. 2023 | BE Belgium (incl. Luxembourg 'LU' - | 95970 | 58.24 |
| EU27_2020 European Unio | 29214300 Toluidines | 1 IMPORT | 202309 Sep. 2023 | BG Bulgaria | 26 | 0.01 |
| EU27_2020 European Unio | 29214300 Toluidines | 1 IMPORT | 202309 Sep. 2023 | CH Switzerland (incl. Liechtenstein ' | 364 | 0.14 |
| EU27_2020 European Unio | 29214300 Toluidines | 1 IMPORT | 202309 Sep. 2023 | CN China | 1312950 | 1014.47 |
| EU27_2020 European Unio | 29214300 Toluidines | 1 IMPORT | 202309 Sep. 2023 | CZ Czechia | 63 | 0.02 |
| EU27_2020 European Unio | 29214300 Toluidines | 1 IMPORT | 202309 Sep. 2023 | DE Germany (incl. German Democra | 2121935 | 15069.87 |
| EU27_2020 European Unio | 29214300 Toluidines | 1 IMPORT | 202309 Sep. 2023 | DK Denmark | 145 | 0.04 |
| EU27_2020 European Unio | 29214300 Toluidines | 1 IMPORT | 202309 Sep. 2023 | EE Estonia | 106 | 0.03 |
| EU27_2020 European Unio | 29214300 Toluidines | 1 IMPORT | 202309 Sep. 2023 | ES Spain (incl. Canary Islands 'XB' fr | 367 | 0.11 |
| EU27_2020 European Unio | 29214300 Toluidines | 1 IMPORT | 202309 Sep. 2023 | EU27_2020_EXTRA Extra-EU27 (= 'V | 1767726 | 1792.12 |
| EU27_2020 European Unio | 29214300 Toluidines | 1 IMPORT | 202309 Sep. 2023 | EU27_2020_INTRA Intra-EU27 (AT, I | 2427853 | 15304.62 |
| EU27_2020 European Unio | 29214300 Toluidines | 1 IMPORT | 202309 Sep. 2023 | FI Finland | 26 | 0.01 |
| EU27_2020 European Unio | 29214300 Toluidines | 1 IMPORT | 202309 Sep. 2023 | FR France (incl. Saint Barthélemy 'BL | 64410 | 73.85 |
| EU27_2020 European Unio | 29214300 Toluidines | 1 IMPORT | 202309 Sep. 2023 | GB United Kingdom | 25856 | 27.49 |
| EU27_2020 European Unio | 29214300 Toluidines | 1 IMPORT | 202309 Sep. 2023 | GR Greece | 29 | 0.00 |
| EU27_2020 European Unio | 29214300 Toluidines | 1 IMPORT | 202309 Sep. 2023 | HR Croatia | 8 | 0.00 |
| EU27_2020 European Unio | 29214300 Toluidines | 1 IMPORT | 202309 Sep. 2023 | HU Hungary | 75 | 0.02 |
| EU27_2020 European Unio | 29214300 Toluidines | 1 IMPORT | 202309 Sep. 2023 | IE Ireland (Eire) | 12 | 0.00 |
| EU27_2020 European Unio | 29214300 Toluidines | 1 IMPORT | 202309 Sep. 2023 | IN India | 415715 | 732.88 |
| EU27_2020 European Unio | 29214300 Toluidines | 1 IMPORT | 202309 Sep. 2023 | IT Italy (incl. San Marino 'SM' -> 19 | 300 | 0.09 |
| EU27_2020 European Unio | 29214300 Toluidines | 1 IMPORT | 202309 Sep. 2023 | JP Japan | 69 | 0.01 |
| EU27_2020 European Unio | 29214300 Toluidines | 1 IMPORT | 202309 Sep. 2023 | LT Lithuania | 82 | 0.03 |
| EU27_2020 European Unio | 29214300 Toluidines | 1 IMPORT | 202309 Sep. 2023 | LU Luxembourg | 14 | 0.00 |

| | | | | | | |
|-------------------------|---------------------|----------|------------------|--|---------|---------|
| EU27_2020 European Unio | 29214300 Toluidines | 1 IMPORT | 202309 Sep. 2023 | LV Latvia | 66 | 0.01 |
| EU27_2020 European Unio | 29214300 Toluidines | 1 IMPORT | 202309 Sep. 2023 | NL Netherlands | 140945 | 100.96 |
| EU27_2020 European Unio | 29214300 Toluidines | 1 IMPORT | 202309 Sep. 2023 | NO Norway (incl. Svalbard and Jan | 6124 | 15.54 |
| EU27_2020 European Unio | 29214300 Toluidines | 1 IMPORT | 202309 Sep. 2023 | PL Poland | 403 | 0.12 |
| EU27_2020 European Unio | 29214300 Toluidines | 1 IMPORT | 202309 Sep. 2023 | PT Portugal | 18 | 0.01 |
| EU27_2020 European Unio | 29214300 Toluidines | 1 IMPORT | 202309 Sep. 2023 | RO Romania | 27 | 0.01 |
| EU27_2020 European Unio | 29214300 Toluidines | 1 IMPORT | 202309 Sep. 2023 | SE Sweden | 66 | 0.02 |
| EU27_2020 European Unio | 29214300 Toluidines | 1 IMPORT | 202309 Sep. 2023 | SI Slovenia | 32 | 0.01 |
| EU27_2020 European Unio | 29214300 Toluidines | 1 IMPORT | 202309 Sep. 2023 | SK Slovakia | 23 | 0.01 |
| EU27_2020 European Unio | 29214300 Toluidines | 1 IMPORT | 202309 Sep. 2023 | US United States (incl. Navassa Islar | 6648 | 1.59 |
| EU27_2020 European Unio | 29214300 Toluidines | 1 IMPORT | 202310 Oct. 2023 | AT Austria | 21 | 0.01 |
| EU27_2020 European Unio | 29214300 Toluidines | 1 IMPORT | 202310 Oct. 2023 | BE Belgium (incl. Luxembourg 'LU' - | 53739 | 59.00 |
| EU27_2020 European Unio | 29214300 Toluidines | 1 IMPORT | 202310 Oct. 2023 | BG Bulgaria | 7 | 0.00 |
| EU27_2020 European Unio | 29214300 Toluidines | 1 IMPORT | 202310 Oct. 2023 | CH Switzerland (incl. Liechtenstein ' | 143 | 0.00 |
| EU27_2020 European Unio | 29214300 Toluidines | 1 IMPORT | 202310 Oct. 2023 | CN China | 166074 | 271.49 |
| EU27_2020 European Unio | 29214300 Toluidines | 1 IMPORT | 202310 Oct. 2023 | CY Cyprus | 1 | 0.00 |
| EU27_2020 European Unio | 29214300 Toluidines | 1 IMPORT | 202310 Oct. 2023 | CZ Czechia | 3779 | 4.00 |
| EU27_2020 European Unio | 29214300 Toluidines | 1 IMPORT | 202310 Oct. 2023 | DE Germany (incl. German Democra | 770523 | 5190.32 |
| EU27_2020 European Unio | 29214300 Toluidines | 1 IMPORT | 202310 Oct. 2023 | DK Denmark | 7 | 0.00 |
| EU27_2020 European Unio | 29214300 Toluidines | 1 IMPORT | 202310 Oct. 2023 | EE Estonia | 6 | 0.00 |
| EU27_2020 European Unio | 29214300 Toluidines | 1 IMPORT | 202310 Oct. 2023 | ES Spain (incl. Canary Islands 'XB' fr | 104 | 0.02 |
| EU27_2020 European Unio | 29214300 Toluidines | 1 IMPORT | 202310 Oct. 2023 | EU27_2020_EXTRA Extra-EU27 (= 'V | 482543 | 1202.32 |
| EU27_2020 European Unio | 29214300 Toluidines | 1 IMPORT | 202310 Oct. 2023 | EU27_2020_INTRA Intra-EU27 (AT, I | 1042586 | 5544.98 |
| EU27_2020 European Unio | 29214300 Toluidines | 1 IMPORT | 202310 Oct. 2023 | FI Finland | 3 | 0.00 |
| EU27_2020 European Unio | 29214300 Toluidines | 1 IMPORT | 202310 Oct. 2023 | FR France (incl. Saint Barthélemy 'Bl | 23048 | 25.41 |
| EU27_2020 European Unio | 29214300 Toluidines | 1 IMPORT | 202310 Oct. 2023 | GB United Kingdom | 3529 | 5.58 |
| EU27_2020 European Unio | 29214300 Toluidines | 1 IMPORT | 202310 Oct. 2023 | GR Greece | 4 | 0.00 |
| EU27_2020 European Unio | 29214300 Toluidines | 1 IMPORT | 202310 Oct. 2023 | HR Croatia | 1 | 0.00 |
| EU27_2020 European Unio | 29214300 Toluidines | 1 IMPORT | 202310 Oct. 2023 | HU Hungary | 4 | 0.00 |
| EU27_2020 European Unio | 29214300 Toluidines | 1 IMPORT | 202310 Oct. 2023 | IE Ireland (Eire) | 48494 | 96.00 |
| EU27_2020 European Unio | 29214300 Toluidines | 1 IMPORT | 202310 Oct. 2023 | IN India | 229353 | 662.89 |
| EU27_2020 European Unio | 29214300 Toluidines | 1 IMPORT | 202310 Oct. 2023 | IT Italy (incl. San Marino 'SM' -> 19 | 21562 | 18.01 |
| EU27_2020 European Unio | 29214300 Toluidines | 1 IMPORT | 202310 Oct. 2023 | JP Japan | 804 | 0.60 |
| EU27_2020 European Unio | 29214300 Toluidines | 1 IMPORT | 202310 Oct. 2023 | KR Korea, Republic of (South Korea | 82261 | 261.19 |
| EU27_2020 European Unio | 29214300 Toluidines | 1 IMPORT | 202310 Oct. 2023 | LT Lithuania | 4 | 0.00 |
| EU27_2020 European Unio | 29214300 Toluidines | 1 IMPORT | 202310 Oct. 2023 | LU Luxembourg | 1 | 0.00 |
| EU27_2020 European Unio | 29214300 Toluidines | 1 IMPORT | 202310 Oct. 2023 | LV Latvia | 2 | 0.00 |
| EU27_2020 European Unio | 29214300 Toluidines | 1 IMPORT | 202310 Oct. 2023 | NL Netherlands | 103573 | 135.40 |
| EU27_2020 European Unio | 29214300 Toluidines | 1 IMPORT | 202310 Oct. 2023 | NO Norway (incl. Svalbard and Jan | 347 | 0.57 |
| EU27_2020 European Unio | 29214300 Toluidines | 1 IMPORT | 202310 Oct. 2023 | PL Poland | 44 | 0.01 |
| EU27_2020 European Unio | 29214300 Toluidines | 1 IMPORT | 202310 Oct. 2023 | PT Portugal | 2 | 0.00 |
| EU27_2020 European Unio | 29214300 Toluidines | 1 IMPORT | 202310 Oct. 2023 | RO Romania | 4 | 0.00 |

| | | | | | | |
|-------------------------|---------------------|----------|------------------|--|---------|----------|
| EU27_2020 European Unio | 29214300 Toluidines | 1 IMPORT | 202310 Oct. 2023 | SE Sweden | 8 | 0.00 |
| EU27_2020 European Unio | 29214300 Toluidines | 1 IMPORT | 202310 Oct. 2023 | SI Slovenia | 17644 | 16.80 |
| EU27_2020 European Unio | 29214300 Toluidines | 1 IMPORT | 202310 Oct. 2023 | SK Slovakia | 1 | 0.00 |
| EU27_2020 European Unio | 29214300 Toluidines | 1 IMPORT | 202310 Oct. 2023 | US United States (incl. Navassa Islar | 32 | 0.00 |
| EU27_2020 European Unio | 29214300 Toluidines | 1 IMPORT | 202311 Nov. 2023 | AT Austria | 362 | 0.11 |
| EU27_2020 European Unio | 29214300 Toluidines | 1 IMPORT | 202311 Nov. 2023 | BE Belgium (incl. Luxembourg 'LU' - | 6483 | 2.42 |
| EU27_2020 European Unio | 29214300 Toluidines | 1 IMPORT | 202311 Nov. 2023 | BG Bulgaria | 99 | 0.03 |
| EU27_2020 European Unio | 29214300 Toluidines | 1 IMPORT | 202311 Nov. 2023 | CL Chile | 19 | 0.00 |
| EU27_2020 European Unio | 29214300 Toluidines | 1 IMPORT | 202311 Nov. 2023 | CN China | 482575 | 619.06 |
| EU27_2020 European Unio | 29214300 Toluidines | 1 IMPORT | 202311 Nov. 2023 | CY Cyprus | 8 | 0.00 |
| EU27_2020 European Unio | 29214300 Toluidines | 1 IMPORT | 202311 Nov. 2023 | CZ Czechia | 669 | 0.20 |
| EU27_2020 European Unio | 29214300 Toluidines | 1 IMPORT | 202311 Nov. 2023 | DE Germany (incl. German Democr | 2416970 | 18861.63 |
| EU27_2020 European Unio | 29214300 Toluidines | 1 IMPORT | 202311 Nov. 2023 | DK Denmark | 471 | 0.14 |
| EU27_2020 European Unio | 29214300 Toluidines | 1 IMPORT | 202311 Nov. 2023 | EE Estonia | 162 | 0.05 |
| EU27_2020 European Unio | 29214300 Toluidines | 1 IMPORT | 202311 Nov. 2023 | ES Spain (incl. Canary Islands 'XB' fr | 12306 | 152.35 |
| EU27_2020 European Unio | 29214300 Toluidines | 1 IMPORT | 202311 Nov. 2023 | EU27_2020_EXTRA Extra-EU27 (= 'V | 643025 | 900.02 |
| EU27_2020 European Unio | 29214300 Toluidines | 1 IMPORT | 202311 Nov. 2023 | EU27_2020_INTRA Intra-EU27 (AT, I | 2776963 | 19502.49 |
| EU27_2020 European Unio | 29214300 Toluidines | 1 IMPORT | 202311 Nov. 2023 | FI Finland | 198 | 0.06 |
| EU27_2020 European Unio | 29214300 Toluidines | 1 IMPORT | 202311 Nov. 2023 | FR France (incl. Saint Barthélemy 'Bl | 33259 | 60.34 |
| EU27_2020 European Unio | 29214300 Toluidines | 1 IMPORT | 202311 Nov. 2023 | GB United Kingdom | 38281 | 70.25 |
| EU27_2020 European Unio | 29214300 Toluidines | 1 IMPORT | 202311 Nov. 2023 | GR Greece | 133 | 0.04 |
| EU27_2020 European Unio | 29214300 Toluidines | 1 IMPORT | 202311 Nov. 2023 | HR Croatia | 25 | 0.01 |
| EU27_2020 European Unio | 29214300 Toluidines | 1 IMPORT | 202311 Nov. 2023 | HU Hungary | 141799 | 180.04 |
| EU27_2020 European Unio | 29214300 Toluidines | 1 IMPORT | 202311 Nov. 2023 | IE Ireland (Eire) | 91 | 0.02 |
| EU27_2020 European Unio | 29214300 Toluidines | 1 IMPORT | 202311 Nov. 2023 | IN India | 67688 | 31.92 |
| EU27_2020 European Unio | 29214300 Toluidines | 1 IMPORT | 202311 Nov. 2023 | IT Italy (incl. San Marino 'SM' -> 19 | 1344 | 0.41 |
| EU27_2020 European Unio | 29214300 Toluidines | 1 IMPORT | 202311 Nov. 2023 | JP Japan | 144 | 0.01 |
| EU27_2020 European Unio | 29214300 Toluidines | 1 IMPORT | 202311 Nov. 2023 | KR Korea, Republic of (South Korea | 52436 | 176.80 |
| EU27_2020 European Unio | 29214300 Toluidines | 1 IMPORT | 202311 Nov. 2023 | LT Lithuania | 433 | 0.13 |
| EU27_2020 European Unio | 29214300 Toluidines | 1 IMPORT | 202311 Nov. 2023 | LU Luxembourg | 16 | 0.00 |
| EU27_2020 European Unio | 29214300 Toluidines | 1 IMPORT | 202311 Nov. 2023 | LV Latvia | 90 | 0.03 |
| EU27_2020 European Unio | 29214300 Toluidines | 1 IMPORT | 202311 Nov. 2023 | MT Malta | 1 | 0.00 |
| EU27_2020 European Unio | 29214300 Toluidines | 1 IMPORT | 202311 Nov. 2023 | NL Netherlands | 159132 | 243.60 |
| EU27_2020 European Unio | 29214300 Toluidines | 1 IMPORT | 202311 Nov. 2023 | NO Norway (incl. Svalbard and Jan | 440 | 1.01 |
| EU27_2020 European Unio | 29214300 Toluidines | 1 IMPORT | 202311 Nov. 2023 | PL Poland | 2268 | 0.68 |
| EU27_2020 European Unio | 29214300 Toluidines | 1 IMPORT | 202311 Nov. 2023 | PT Portugal | 128 | 0.04 |
| EU27_2020 European Unio | 29214300 Toluidines | 1 IMPORT | 202311 Nov. 2023 | RO Romania | 223 | 0.07 |
| EU27_2020 European Unio | 29214300 Toluidines | 1 IMPORT | 202311 Nov. 2023 | SE Sweden | 224 | 0.07 |
| EU27_2020 European Unio | 29214300 Toluidines | 1 IMPORT | 202311 Nov. 2023 | SI Slovenia | 36 | 0.01 |
| EU27_2020 European Unio | 29214300 Toluidines | 1 IMPORT | 202311 Nov. 2023 | SK Slovakia | 33 | 0.01 |
| EU27_2020 European Unio | 29214300 Toluidines | 1 IMPORT | 202311 Nov. 2023 | US United States (incl. Navassa Islar | 1442 | 0.97 |
| EU27_2020 European Unio | 29214300 Toluidines | 1 IMPORT | 202312 Dec. 2023 | CH Switzerland (incl. Liechtenstein ' | 1335 | 2.02 |

| | | | | | | |
|-------------------------|---------------------|----------|------------------|---------------------------------------|---------|---------|
| EU27_2020 European Unio | 29214300 Toluidines | 1 IMPORT | 202312 Dec. 2023 | CN China | 751869 | 1250.46 |
| EU27_2020 European Unio | 29214300 Toluidines | 1 IMPORT | 202312 Dec. 2023 | EU27_2020_EXTRA Extra-EU27 (= 'V | 1032374 | 1822.02 |
| EU27_2020 European Unio | 29214300 Toluidines | 1 IMPORT | 202312 Dec. 2023 | GB United Kingdom | 3614 | 2.89 |
| EU27_2020 European Unio | 29214300 Toluidines | 1 IMPORT | 202312 Dec. 2023 | IN India | 162394 | 349.04 |
| EU27_2020 European Unio | 29214300 Toluidines | 1 IMPORT | 202312 Dec. 2023 | JP Japan | 56272 | 36.40 |
| EU27_2020 European Unio | 29214300 Toluidines | 1 IMPORT | 202312 Dec. 2023 | KR Korea, Republic of (South Korea | 50771 | 174.78 |
| EU27_2020 European Unio | 29214300 Toluidines | 1 IMPORT | 202312 Dec. 2023 | NO Norway (incl. Svalbard and Jan | 2959 | 6.42 |
| EU27_2020 European Unio | 29214300 Toluidines | 1 IMPORT | 202312 Dec. 2023 | US United States (incl. Navassa Islar | 3160 | 0.01 |

附件七：欧盟甲苯胺出口数据统计

欧盟甲苯胺出口数据统计

根据欧盟海关统计，2019年至2023年，欧盟甲苯胺欧盟外的出口数据如下表所示：

欧盟甲苯胺出口数量

单位：吨

| 期间 | 2019年 | 2020年 | 2021年 | 2022年 | 2023年 |
|------|--------|--------|--------|--------|--------|
| 出口数量 | 39,581 | 39,728 | 31,010 | 30,958 | 26,270 |

相关证据请参见后附的材料。

| REPORTER | PRODUCT | FLOW | PERIOD | PARTNER/INDICATORS | VALUE_IN_EUROS - | QUANTITY_IN_100KG - |
|--------------------|---------------------|----------|-----------------------|--|------------------|---------------------|
| EU27_2020 Europear | 29214300 Toluidines | 2 EXPORT | 201952 Jan.-Dec. 2019 | AE United Arab Emirates | 170 | 0 |
| EU27_2020 Europear | 29214300 Toluidines | 2 EXPORT | 201952 Jan.-Dec. 2019 | AL Albania | 2416 | 2 |
| EU27_2020 Europear | 29214300 Toluidines | 2 EXPORT | 201952 Jan.-Dec. 2019 | AR Argentina | 573 | 1 |
| EU27_2020 Europear | 29214300 Toluidines | 2 EXPORT | 201952 Jan.-Dec. 2019 | AT Austria | 33313 | 33 |
| EU27_2020 Europear | 29214300 Toluidines | 2 EXPORT | 201952 Jan.-Dec. 2019 | AU Australia | 14970409 | 34,607 |
| EU27_2020 Europear | 29214300 Toluidines | 2 EXPORT | 201952 Jan.-Dec. 2019 | BA Bosnia and Herzegovina | 114 | 0 |
| EU27_2020 Europear | 29214300 Toluidines | 2 EXPORT | 201952 Jan.-Dec. 2019 | BD Bangladesh | 196 | 1 |
| EU27_2020 Europear | 29214300 Toluidines | 2 EXPORT | 201952 Jan.-Dec. 2019 | BE Belgium (incl. Luxembourg 'LU' -> | 20697544 | 179,156 |
| EU27_2020 Europear | 29214300 Toluidines | 2 EXPORT | 201952 Jan.-Dec. 2019 | BG Bulgaria | 935 | 0 |
| EU27_2020 Europear | 29214300 Toluidines | 2 EXPORT | 201952 Jan.-Dec. 2019 | BR Brazil | 8631 | 15 |
| EU27_2020 Europear | 29214300 Toluidines | 2 EXPORT | 201952 Jan.-Dec. 2019 | BY Belarus (Belorussia) | 36219 | 54 |
| EU27_2020 Europear | 29214300 Toluidines | 2 EXPORT | 201952 Jan.-Dec. 2019 | CA Canada | 5939114 | 7,380 |
| EU27_2020 Europear | 29214300 Toluidines | 2 EXPORT | 201952 Jan.-Dec. 2019 | CH Switzerland (incl. Liechtenstein 'LI | 576996 | 656 |
| EU27_2020 Europear | 29214300 Toluidines | 2 EXPORT | 201952 Jan.-Dec. 2019 | CL Chile | 228991 | 552 |
| EU27_2020 Europear | 29214300 Toluidines | 2 EXPORT | 201952 Jan.-Dec. 2019 | CN China | 534277 | 528 |
| EU27_2020 Europear | 29214300 Toluidines | 2 EXPORT | 201952 Jan.-Dec. 2019 | CO Colombia | 16890 | 22 |
| EU27_2020 Europear | 29214300 Toluidines | 2 EXPORT | 201952 Jan.-Dec. 2019 | CU Cuba | 10883 | 6 |
| EU27_2020 Europear | 29214300 Toluidines | 2 EXPORT | 201952 Jan.-Dec. 2019 | CY Cyprus | 39 | 0 |
| EU27_2020 Europear | 29214300 Toluidines | 2 EXPORT | 201952 Jan.-Dec. 2019 | CZ Czechia | 49923 | 30 |
| EU27_2020 Europear | 29214300 Toluidines | 2 EXPORT | 201952 Jan.-Dec. 2019 | DE Germany (incl. German Democrati | 14317012 | 36,836 |
| EU27_2020 Europear | 29214300 Toluidines | 2 EXPORT | 201952 Jan.-Dec. 2019 | DK Denmark | 4265 | 18 |
| EU27_2020 Europear | 29214300 Toluidines | 2 EXPORT | 201952 Jan.-Dec. 2019 | DZ Algeria | 56 | 0 |
| EU27_2020 Europear | 29214300 Toluidines | 2 EXPORT | 201952 Jan.-Dec. 2019 | EE Estonia | 13494 | 15 |
| EU27_2020 Europear | 29214300 Toluidines | 2 EXPORT | 201952 Jan.-Dec. 2019 | EG Egypt | 181609 | 334 |
| EU27_2020 Europear | 29214300 Toluidines | 2 EXPORT | 201952 Jan.-Dec. 2019 | ES Spain (incl. Canary Islands 'XB' fron | 154806 | 174 |
| EU27_2020 Europear | 29214300 Toluidines | 2 EXPORT | 201952 Jan.-Dec. 2019 | EU27_2020_EXTRA Extra-EU27 (= 'WC | 88725216 | 395,811 |
| EU27_2020 Europear | 29214300 Toluidines | 2 EXPORT | 201952 Jan.-Dec. 2019 | EU27_2020_INTRA Intra-EU27 (AT, BE | 44130012 | 237,324 |
| EU27_2020 Europear | 29214300 Toluidines | 2 EXPORT | 201952 Jan.-Dec. 2019 | FI Finland | 92527 | 91 |
| EU27_2020 Europear | 29214300 Toluidines | 2 EXPORT | 201952 Jan.-Dec. 2019 | FR France (incl. Saint Barthélemy 'BL' | 4220334 | 3,507 |
| EU27_2020 Europear | 29214300 Toluidines | 2 EXPORT | 201952 Jan.-Dec. 2019 | GB United Kingdom | 624557 | 2,067 |
| EU27_2020 Europear | 29214300 Toluidines | 2 EXPORT | 201952 Jan.-Dec. 2019 | GR Greece | 999 | 1 |
| EU27_2020 Europear | 29214300 Toluidines | 2 EXPORT | 201952 Jan.-Dec. 2019 | HR Croatia | 12608 | 34 |
| EU27_2020 Europear | 29214300 Toluidines | 2 EXPORT | 201952 Jan.-Dec. 2019 | HU Hungary | 264168 | 359 |
| EU27_2020 Europear | 29214300 Toluidines | 2 EXPORT | 201952 Jan.-Dec. 2019 | ID Indonesia (incl. East Timor 'TP' fron | 446 | 3 |
| EU27_2020 Europear | 29214300 Toluidines | 2 EXPORT | 201952 Jan.-Dec. 2019 | IE Ireland (Eire) | 322002 | 3 |
| EU27_2020 Europear | 29214300 Toluidines | 2 EXPORT | 201952 Jan.-Dec. 2019 | IL Israel (incl. West Bank and Gaza Str | 6742 | 41 |
| EU27_2020 Europear | 29214300 Toluidines | 2 EXPORT | 201952 Jan.-Dec. 2019 | IN India | 5237783 | 38,561 |
| EU27_2020 Europear | 29214300 Toluidines | 2 EXPORT | 201952 Jan.-Dec. 2019 | IR Iran, Islamic Republic of | 12846 | 27 |
| EU27_2020 Europear | 29214300 Toluidines | 2 EXPORT | 201952 Jan.-Dec. 2019 | IT Italy (incl. San Marino 'SM' -> 1993 | 272314 | 683 |
| EU27_2020 Europear | 29214300 Toluidines | 2 EXPORT | 201952 Jan.-Dec. 2019 | JO Jordan | 51 | 0 |
| EU27_2020 Europear | 29214300 Toluidines | 2 EXPORT | 201952 Jan.-Dec. 2019 | JP Japan | 3142857 | 12,306 |
| EU27_2020 Europear | 29214300 Toluidines | 2 EXPORT | 201952 Jan.-Dec. 2019 | KR Korea, Republic of (South Korea) | 10958753 | 62,440 |

| | | | | | | |
|--------------------|---------------------|----------|-----------------------|--|----------|---------|
| EU27_2020 Europear | 29214300 Toluidines | 2 EXPORT | 201952 Jan.-Dec. 2019 | KW Kuwait | 1365 | 8 |
| EU27_2020 Europear | 29214300 Toluidines | 2 EXPORT | 201952 Jan.-Dec. 2019 | LK Sri Lanka | 999 | 0 |
| EU27_2020 Europear | 29214300 Toluidines | 2 EXPORT | 201952 Jan.-Dec. 2019 | LT Lithuania | 2325 | 2 |
| EU27_2020 Europear | 29214300 Toluidines | 2 EXPORT | 201952 Jan.-Dec. 2019 | LU Luxembourg | 387 | 0 |
| EU27_2020 Europear | 29214300 Toluidines | 2 EXPORT | 201952 Jan.-Dec. 2019 | LV Latvia | 45119 | 370 |
| EU27_2020 Europear | 29214300 Toluidines | 2 EXPORT | 201952 Jan.-Dec. 2019 | MA Morocco | 519 | 0 |
| EU27_2020 Europear | 29214300 Toluidines | 2 EXPORT | 201952 Jan.-Dec. 2019 | MD Moldova, Republic of | 24 | 0 |
| EU27_2020 Europear | 29214300 Toluidines | 2 EXPORT | 201952 Jan.-Dec. 2019 | MK North Macedonia | 72 | 0 |
| EU27_2020 Europear | 29214300 Toluidines | 2 EXPORT | 201952 Jan.-Dec. 2019 | MM Myanmar (Burma) | 52 | 0 |
| EU27_2020 Europear | 29214300 Toluidines | 2 EXPORT | 201952 Jan.-Dec. 2019 | MT Malta | 27 | 0 |
| EU27_2020 Europear | 29214300 Toluidines | 2 EXPORT | 201952 Jan.-Dec. 2019 | MX Mexico | 2619592 | 10,424 |
| EU27_2020 Europear | 29214300 Toluidines | 2 EXPORT | 201952 Jan.-Dec. 2019 | MY Malaysia | 209 | 0 |
| EU27_2020 Europear | 29214300 Toluidines | 2 EXPORT | 201952 Jan.-Dec. 2019 | NG Nigeria | 116 | 0 |
| EU27_2020 Europear | 29214300 Toluidines | 2 EXPORT | 201952 Jan.-Dec. 2019 | NL Netherlands | 121095 | 108 |
| EU27_2020 Europear | 29214300 Toluidines | 2 EXPORT | 201952 Jan.-Dec. 2019 | NO Norway (incl. Svalbard and Jan M | 1048 | 2 |
| EU27_2020 Europear | 29214300 Toluidines | 2 EXPORT | 201952 Jan.-Dec. 2019 | OM Oman | 40 | 0 |
| EU27_2020 Europear | 29214300 Toluidines | 2 EXPORT | 201952 Jan.-Dec. 2019 | PE Peru | 770 | 1 |
| EU27_2020 Europear | 29214300 Toluidines | 2 EXPORT | 201952 Jan.-Dec. 2019 | PK Pakistan | 8379 | 6 |
| EU27_2020 Europear | 29214300 Toluidines | 2 EXPORT | 201952 Jan.-Dec. 2019 | PL Poland | 3341030 | 15,701 |
| EU27_2020 Europear | 29214300 Toluidines | 2 EXPORT | 201952 Jan.-Dec. 2019 | PT Portugal | 30789 | 35 |
| EU27_2020 Europear | 29214300 Toluidines | 2 EXPORT | 201952 Jan.-Dec. 2019 | RO Romania | 43867 | 22 |
| EU27_2020 Europear | 29214300 Toluidines | 2 EXPORT | 201952 Jan.-Dec. 2019 | RU Russian Federation (Russia) | 406897 | 2,663 |
| EU27_2020 Europear | 29214300 Toluidines | 2 EXPORT | 201952 Jan.-Dec. 2019 | SA Saudi Arabia | 8101 | 6 |
| EU27_2020 Europear | 29214300 Toluidines | 2 EXPORT | 201952 Jan.-Dec. 2019 | SE Sweden | 3830 | 0 |
| EU27_2020 Europear | 29214300 Toluidines | 2 EXPORT | 201952 Jan.-Dec. 2019 | SG Singapore | 2801 | 3 |
| EU27_2020 Europear | 29214300 Toluidines | 2 EXPORT | 201952 Jan.-Dec. 2019 | SI Slovenia | 81933 | 145 |
| EU27_2020 Europear | 29214300 Toluidines | 2 EXPORT | 201952 Jan.-Dec. 2019 | SK Slovakia | 3327 | 0 |
| EU27_2020 Europear | 29214300 Toluidines | 2 EXPORT | 201952 Jan.-Dec. 2019 | TH Thailand | 1164 | 0 |
| EU27_2020 Europear | 29214300 Toluidines | 2 EXPORT | 201952 Jan.-Dec. 2019 | TN Tunisia | 1456 | 0 |
| EU27_2020 Europear | 29214300 Toluidines | 2 EXPORT | 201952 Jan.-Dec. 2019 | TR Türkiye | 184832 | 304 |
| EU27_2020 Europear | 29214300 Toluidines | 2 EXPORT | 201952 Jan.-Dec. 2019 | Taiwan,China | 2835 | 0 |
| EU27_2020 Europear | 29214300 Toluidines | 2 EXPORT | 201952 Jan.-Dec. 2019 | UA Ukraine | 13156 | 26 |
| EU27_2020 Europear | 29214300 Toluidines | 2 EXPORT | 201952 Jan.-Dec. 2019 | US United States (incl. Navassa Island | 42957227 | 222,712 |
| EU27_2020 Europear | 29214300 Toluidines | 2 EXPORT | 201952 Jan.-Dec. 2019 | UY Uruguay | 594 | 4 |
| EU27_2020 Europear | 29214300 Toluidines | 2 EXPORT | 201952 Jan.-Dec. 2019 | UZ Uzbekistan | 336 | 1 |
| EU27_2020 Europear | 29214300 Toluidines | 2 EXPORT | 201952 Jan.-Dec. 2019 | VN Viet Nam (incl. North Viet Nam 'V | 1263 | 4 |
| EU27_2020 Europear | 29214300 Toluidines | 2 EXPORT | 201952 Jan.-Dec. 2019 | XK Kosovo | 76 | 0 |
| EU27_2020 Europear | 29214300 Toluidines | 2 EXPORT | 201952 Jan.-Dec. 2019 | XS Serbia | 444 | 0 |
| EU27_2020 Europear | 29214300 Toluidines | 2 EXPORT | 201952 Jan.-Dec. 2019 | ZA South Africa (incl. Namibia 'NA' -> | 19270 | 45 |
| EU27_2020 Europear | 29214300 Toluidines | 2 EXPORT | 202052 Jan.-Dec. 2020 | AE United Arab Emirates | 4101 | 8 |
| EU27_2020 Europear | 29214300 Toluidines | 2 EXPORT | 202052 Jan.-Dec. 2020 | AL Albania | 1353 | 2 |
| EU27_2020 Europear | 29214300 Toluidines | 2 EXPORT | 202052 Jan.-Dec. 2020 | AO Angola | 17 | 0 |
| EU27_2020 Europear | 29214300 Toluidines | 2 EXPORT | 202052 Jan.-Dec. 2020 | AR Argentina | 664 | 0 |

| | | | | | | |
|--------------------|---------------------|----------|-----------------------|--|----------|---------|
| EU27_2020 Europear | 29214300 Toluidines | 2 EXPORT | 202052 Jan.-Dec. 2020 | AT Austria | 13654 | 26 |
| EU27_2020 Europear | 29214300 Toluidines | 2 EXPORT | 202052 Jan.-Dec. 2020 | AU Australia | 23731098 | 53,003 |
| EU27_2020 Europear | 29214300 Toluidines | 2 EXPORT | 202052 Jan.-Dec. 2020 | BA Bosnia and Herzegovina | 178 | 0 |
| EU27_2020 Europear | 29214300 Toluidines | 2 EXPORT | 202052 Jan.-Dec. 2020 | BE Belgium (incl. Luxembourg 'LU' -> | 18461948 | 163,325 |
| EU27_2020 Europear | 29214300 Toluidines | 2 EXPORT | 202052 Jan.-Dec. 2020 | BG Bulgaria | 1871 | 1 |
| EU27_2020 Europear | 29214300 Toluidines | 2 EXPORT | 202052 Jan.-Dec. 2020 | BI Burundi | 59 | 0 |
| EU27_2020 Europear | 29214300 Toluidines | 2 EXPORT | 202052 Jan.-Dec. 2020 | BR Brazil | 20116 | 16 |
| EU27_2020 Europear | 29214300 Toluidines | 2 EXPORT | 202052 Jan.-Dec. 2020 | BY Belarus (Belorussia) | 43687 | 66 |
| EU27_2020 Europear | 29214300 Toluidines | 2 EXPORT | 202052 Jan.-Dec. 2020 | CA Canada | 9121743 | 8,820 |
| EU27_2020 Europear | 29214300 Toluidines | 2 EXPORT | 202052 Jan.-Dec. 2020 | CH Switzerland (incl. Liechtenstein 'LI | 539033 | 3,359 |
| EU27_2020 Europear | 29214300 Toluidines | 2 EXPORT | 202052 Jan.-Dec. 2020 | CL Chile | 134238 | 365 |
| EU27_2020 Europear | 29214300 Toluidines | 2 EXPORT | 202052 Jan.-Dec. 2020 | CN China | 53367 | 254 |
| EU27_2020 Europear | 29214300 Toluidines | 2 EXPORT | 202052 Jan.-Dec. 2020 | CO Colombia | 364 | 2 |
| EU27_2020 Europear | 29214300 Toluidines | 2 EXPORT | 202052 Jan.-Dec. 2020 | CY Cyprus | 111 | 0 |
| EU27_2020 Europear | 29214300 Toluidines | 2 EXPORT | 202052 Jan.-Dec. 2020 | CZ Czechia | 170036 | 663 |
| EU27_2020 Europear | 29214300 Toluidines | 2 EXPORT | 202052 Jan.-Dec. 2020 | DE Germany (incl. German Democrati | 1434574 | 2,212 |
| EU27_2020 Europear | 29214300 Toluidines | 2 EXPORT | 202052 Jan.-Dec. 2020 | DK Denmark | 5473 | 22 |
| EU27_2020 Europear | 29214300 Toluidines | 2 EXPORT | 202052 Jan.-Dec. 2020 | DO Dominican Republic | 26040 | 168 |
| EU27_2020 Europear | 29214300 Toluidines | 2 EXPORT | 202052 Jan.-Dec. 2020 | DZ Algeria | 54 | 0 |
| EU27_2020 Europear | 29214300 Toluidines | 2 EXPORT | 202052 Jan.-Dec. 2020 | EC Ecuador | 31248 | 202 |
| EU27_2020 Europear | 29214300 Toluidines | 2 EXPORT | 202052 Jan.-Dec. 2020 | EE Estonia | 54381 | 300 |
| EU27_2020 Europear | 29214300 Toluidines | 2 EXPORT | 202052 Jan.-Dec. 2020 | EG Egypt | 139382 | 248 |
| EU27_2020 Europear | 29214300 Toluidines | 2 EXPORT | 202052 Jan.-Dec. 2020 | ES Spain (incl. Canary Islands 'XB' from | 123629 | 262 |
| EU27_2020 Europear | 29214300 Toluidines | 2 EXPORT | 202052 Jan.-Dec. 2020 | EU27_2020_EXTRA Extra-EU27 (= 'WC | 82500274 | 397,277 |
| EU27_2020 Europear | 29214300 Toluidines | 2 EXPORT | 202052 Jan.-Dec. 2020 | EU27_2020_INTRA Intra-EU27 (AT, BE | 28727809 | 187,786 |
| EU27_2020 Europear | 29214300 Toluidines | 2 EXPORT | 202052 Jan.-Dec. 2020 | FI Finland | 58060 | 49 |
| EU27_2020 Europear | 29214300 Toluidines | 2 EXPORT | 202052 Jan.-Dec. 2020 | FR France (incl. Saint Barthélemy 'BL' | 3650982 | 3,147 |
| EU27_2020 Europear | 29214300 Toluidines | 2 EXPORT | 202052 Jan.-Dec. 2020 | GB United Kingdom | 583985 | 1,947 |
| EU27_2020 Europear | 29214300 Toluidines | 2 EXPORT | 202052 Jan.-Dec. 2020 | GR Greece | 1041 | 0 |
| EU27_2020 Europear | 29214300 Toluidines | 2 EXPORT | 202052 Jan.-Dec. 2020 | HR Croatia | 6340 | 17 |
| EU27_2020 Europear | 29214300 Toluidines | 2 EXPORT | 202052 Jan.-Dec. 2020 | HU Hungary | 1078696 | 1,869 |
| EU27_2020 Europear | 29214300 Toluidines | 2 EXPORT | 202052 Jan.-Dec. 2020 | ID Indonesia (incl. East Timor 'TP' from | 2165 | 5 |
| EU27_2020 Europear | 29214300 Toluidines | 2 EXPORT | 202052 Jan.-Dec. 2020 | IE Ireland (Eire) | 5609 | 10 |
| EU27_2020 Europear | 29214300 Toluidines | 2 EXPORT | 202052 Jan.-Dec. 2020 | IL Israel (incl. West Bank and Gaza Str | 1001311 | 1,755 |
| EU27_2020 Europear | 29214300 Toluidines | 2 EXPORT | 202052 Jan.-Dec. 2020 | IN India | 5776053 | 46,951 |
| EU27_2020 Europear | 29214300 Toluidines | 2 EXPORT | 202052 Jan.-Dec. 2020 | IR Iran, Islamic Republic of | 53431 | 56 |
| EU27_2020 Europear | 29214300 Toluidines | 2 EXPORT | 202052 Jan.-Dec. 2020 | IT Italy (incl. San Marino 'SM' -> 1993 | 143152 | 227 |
| EU27_2020 Europear | 29214300 Toluidines | 2 EXPORT | 202052 Jan.-Dec. 2020 | JO Jordan | 31 | 0 |
| EU27_2020 Europear | 29214300 Toluidines | 2 EXPORT | 202052 Jan.-Dec. 2020 | JP Japan | 2840563 | 12,042 |
| EU27_2020 Europear | 29214300 Toluidines | 2 EXPORT | 202052 Jan.-Dec. 2020 | KR Korea, Republic of (South Korea) | 9933969 | 59,459 |
| EU27_2020 Europear | 29214300 Toluidines | 2 EXPORT | 202052 Jan.-Dec. 2020 | KW Kuwait | 197 | 0 |
| EU27_2020 Europear | 29214300 Toluidines | 2 EXPORT | 202052 Jan.-Dec. 2020 | LK Sri Lanka | 75 | 0 |
| EU27_2020 Europear | 29214300 Toluidines | 2 EXPORT | 202052 Jan.-Dec. 2020 | LT Lithuania | 262 | 0 |

| | | | | | | |
|--------------------|---------------------|----------|-----------------------|--|----------|---------|
| EU27_2020 Europear | 29214300 Toluidines | 2 EXPORT | 202052 Jan.-Dec. 2020 | LU Luxembourg | 18 | 0 |
| EU27_2020 Europear | 29214300 Toluidines | 2 EXPORT | 202052 Jan.-Dec. 2020 | LV Latvia | 38878 | 300 |
| EU27_2020 Europear | 29214300 Toluidines | 2 EXPORT | 202052 Jan.-Dec. 2020 | MA Morocco | 285 | 0 |
| EU27_2020 Europear | 29214300 Toluidines | 2 EXPORT | 202052 Jan.-Dec. 2020 | MD Moldova, Republic of | 142 | 0 |
| EU27_2020 Europear | 29214300 Toluidines | 2 EXPORT | 202052 Jan.-Dec. 2020 | MT Malta | 4 | 0 |
| EU27_2020 Europear | 29214300 Toluidines | 2 EXPORT | 202052 Jan.-Dec. 2020 | MX Mexico | 1057957 | 4,414 |
| EU27_2020 Europear | 29214300 Toluidines | 2 EXPORT | 202052 Jan.-Dec. 2020 | MY Malaysia | 476 | 1 |
| EU27_2020 Europear | 29214300 Toluidines | 2 EXPORT | 202052 Jan.-Dec. 2020 | MZ Mozambique | 818 | 4 |
| EU27_2020 Europear | 29214300 Toluidines | 2 EXPORT | 202052 Jan.-Dec. 2020 | NL Netherlands | 115951 | 108 |
| EU27_2020 Europear | 29214300 Toluidines | 2 EXPORT | 202052 Jan.-Dec. 2020 | NO Norway (incl. Svalbard and Jan M | 552 | 0 |
| EU27_2020 Europear | 29214300 Toluidines | 2 EXPORT | 202052 Jan.-Dec. 2020 | OM Oman | 358 | 0 |
| EU27_2020 Europear | 29214300 Toluidines | 2 EXPORT | 202052 Jan.-Dec. 2020 | PE Peru | 96 | 0 |
| EU27_2020 Europear | 29214300 Toluidines | 2 EXPORT | 202052 Jan.-Dec. 2020 | PK Pakistan | 372 | 0 |
| EU27_2020 Europear | 29214300 Toluidines | 2 EXPORT | 202052 Jan.-Dec. 2020 | PL Poland | 2983744 | 14,717 |
| EU27_2020 Europear | 29214300 Toluidines | 2 EXPORT | 202052 Jan.-Dec. 2020 | PT Portugal | 28452 | 34 |
| EU27_2020 Europear | 29214300 Toluidines | 2 EXPORT | 202052 Jan.-Dec. 2020 | RO Romania | 196908 | 233 |
| EU27_2020 Europear | 29214300 Toluidines | 2 EXPORT | 202052 Jan.-Dec. 2020 | RU Russian Federation (Russia) | 493619 | 3,104 |
| EU27_2020 Europear | 29214300 Toluidines | 2 EXPORT | 202052 Jan.-Dec. 2020 | SA Saudi Arabia | 3792 | 17 |
| EU27_2020 Europear | 29214300 Toluidines | 2 EXPORT | 202052 Jan.-Dec. 2020 | SE Sweden | 2456 | 0 |
| EU27_2020 Europear | 29214300 Toluidines | 2 EXPORT | 202052 Jan.-Dec. 2020 | SG Singapore | 3327 | 10 |
| EU27_2020 Europear | 29214300 Toluidines | 2 EXPORT | 202052 Jan.-Dec. 2020 | SI Slovenia | 148769 | 264 |
| EU27_2020 Europear | 29214300 Toluidines | 2 EXPORT | 202052 Jan.-Dec. 2020 | SK Slovakia | 2810 | 0 |
| EU27_2020 Europear | 29214300 Toluidines | 2 EXPORT | 202052 Jan.-Dec. 2020 | TH Thailand | 393 | 0 |
| EU27_2020 Europear | 29214300 Toluidines | 2 EXPORT | 202052 Jan.-Dec. 2020 | TN Tunisia | 1427 | 0 |
| EU27_2020 Europear | 29214300 Toluidines | 2 EXPORT | 202052 Jan.-Dec. 2020 | TR Türkiye | 242204 | 407 |
| EU27_2020 Europear | 29214300 Toluidines | 2 EXPORT | 202052 Jan.-Dec. 2020 | Taiwan,China | 3833 | 1 |
| EU27_2020 Europear | 29214300 Toluidines | 2 EXPORT | 202052 Jan.-Dec. 2020 | UA Ukraine | 37662 | 52 |
| EU27_2020 Europear | 29214300 Toluidines | 2 EXPORT | 202052 Jan.-Dec. 2020 | US United States (incl. Navassa Island | 26605579 | 200,519 |
| EU27_2020 Europear | 29214300 Toluidines | 2 EXPORT | 202052 Jan.-Dec. 2020 | UZ Uzbekistan | 948 | 2 |
| EU27_2020 Europear | 29214300 Toluidines | 2 EXPORT | 202052 Jan.-Dec. 2020 | VN Viet Nam (incl. North Viet Nam 'V | 2087 | 8 |
| EU27_2020 Europear | 29214300 Toluidines | 2 EXPORT | 202052 Jan.-Dec. 2020 | XS Serbia | 3401 | 9 |
| EU27_2020 Europear | 29214300 Toluidines | 2 EXPORT | 202052 Jan.-Dec. 2020 | YE Yemen (incl. South Yemen 'YD' fro | 58 | 0 |
| EU27_2020 Europear | 29214300 Toluidines | 2 EXPORT | 202052 Jan.-Dec. 2020 | ZA South Africa (incl. Namibia 'NA' -> | 2366 | 0 |
| EU27_2020 Europear | 29214300 Toluidines | 2 EXPORT | 202152 Jan.-Dec. 2021 | AE United Arab Emirates | 1506 | 0 |
| EU27_2020 Europear | 29214300 Toluidines | 2 EXPORT | 202152 Jan.-Dec. 2021 | AR Argentina | 1690 | 4 |
| EU27_2020 Europear | 29214300 Toluidines | 2 EXPORT | 202152 Jan.-Dec. 2021 | AT Austria | 21285 | 16 |
| EU27_2020 Europear | 29214300 Toluidines | 2 EXPORT | 202152 Jan.-Dec. 2021 | AU Australia | 17867739 | 39,632 |
| EU27_2020 Europear | 29214300 Toluidines | 2 EXPORT | 202152 Jan.-Dec. 2021 | BA Bosnia and Herzegovina | 116 | 0 |
| EU27_2020 Europear | 29214300 Toluidines | 2 EXPORT | 202152 Jan.-Dec. 2021 | BE Belgium (incl. Luxembourg 'LU' -> | 14675642 | 125,957 |
| EU27_2020 Europear | 29214300 Toluidines | 2 EXPORT | 202152 Jan.-Dec. 2021 | BG Bulgaria | 2731 | 6 |
| EU27_2020 Europear | 29214300 Toluidines | 2 EXPORT | 202152 Jan.-Dec. 2021 | BR Brazil | 7803 | 11 |
| EU27_2020 Europear | 29214300 Toluidines | 2 EXPORT | 202152 Jan.-Dec. 2021 | BY Belarus (Belorussia) | 64560 | 91 |
| EU27_2020 Europear | 29214300 Toluidines | 2 EXPORT | 202152 Jan.-Dec. 2021 | CA Canada | 12333239 | 12,960 |

| | | | | | | |
|--------------------|---------------------|----------|-----------------------|---|----------|---------|
| EU27_2020 Europear | 29214300 Toluidines | 2 EXPORT | 202152 Jan.-Dec. 2021 | CH Switzerland (incl. Liechtenstein 'LI | 1894024 | 4,549 |
| EU27_2020 Europear | 29214300 Toluidines | 2 EXPORT | 202152 Jan.-Dec. 2021 | CL Chile | 355322 | 725 |
| EU27_2020 Europear | 29214300 Toluidines | 2 EXPORT | 202152 Jan.-Dec. 2021 | CN China | 110062 | 871 |
| EU27_2020 Europear | 29214300 Toluidines | 2 EXPORT | 202152 Jan.-Dec. 2021 | CO Colombia | 17715 | 26 |
| EU27_2020 Europear | 29214300 Toluidines | 2 EXPORT | 202152 Jan.-Dec. 2021 | CY Cyprus | 19 | 0 |
| EU27_2020 Europear | 29214300 Toluidines | 2 EXPORT | 202152 Jan.-Dec. 2021 | CZ Czechia | 138091 | 466 |
| EU27_2020 Europear | 29214300 Toluidines | 2 EXPORT | 202152 Jan.-Dec. 2021 | DE Germany (incl. German Democrati | 3605212 | 17,545 |
| EU27_2020 Europear | 29214300 Toluidines | 2 EXPORT | 202152 Jan.-Dec. 2021 | DK Denmark | 57481 | 48 |
| EU27_2020 Europear | 29214300 Toluidines | 2 EXPORT | 202152 Jan.-Dec. 2021 | DZ Algeria | 19 | 0 |
| EU27_2020 Europear | 29214300 Toluidines | 2 EXPORT | 202152 Jan.-Dec. 2021 | EE Estonia | 99 | 0 |
| EU27_2020 Europear | 29214300 Toluidines | 2 EXPORT | 202152 Jan.-Dec. 2021 | EG Egypt | 257383 | 414 |
| EU27_2020 Europear | 29214300 Toluidines | 2 EXPORT | 202152 Jan.-Dec. 2021 | ES Spain (incl. Canary Islands 'XB' fro | 194347 | 345 |
| EU27_2020 Europear | 29214300 Toluidines | 2 EXPORT | 202152 Jan.-Dec. 2021 | EU27_2020_EXTRA Extra-EU27 (= 'WC | 74692135 | 310,097 |
| EU27_2020 Europear | 29214300 Toluidines | 2 EXPORT | 202152 Jan.-Dec. 2021 | EU27_2020_INTRA Intra-EU27 (AT, BE | 27200385 | 166,449 |
| EU27_2020 Europear | 29214300 Toluidines | 2 EXPORT | 202152 Jan.-Dec. 2021 | FI Finland | 49131 | 43 |
| EU27_2020 Europear | 29214300 Toluidines | 2 EXPORT | 202152 Jan.-Dec. 2021 | FR France (incl. Saint Barthélemy 'BL' | 4203815 | 4,347 |
| EU27_2020 Europear | 29214300 Toluidines | 2 EXPORT | 202152 Jan.-Dec. 2021 | GB United Kingdom | 544504 | 1,644 |
| EU27_2020 Europear | 29214300 Toluidines | 2 EXPORT | 202152 Jan.-Dec. 2021 | GR Greece | 444 | 0 |
| EU27_2020 Europear | 29214300 Toluidines | 2 EXPORT | 202152 Jan.-Dec. 2021 | Hong Kong,China | 107 | 0 |
| EU27_2020 Europear | 29214300 Toluidines | 2 EXPORT | 202152 Jan.-Dec. 2021 | HR Croatia | 13077 | 34 |
| EU27_2020 Europear | 29214300 Toluidines | 2 EXPORT | 202152 Jan.-Dec. 2021 | HU Hungary | 117124 | 143 |
| EU27_2020 Europear | 29214300 Toluidines | 2 EXPORT | 202152 Jan.-Dec. 2021 | ID Indonesia (incl. East Timor 'TP' fro | 2156 | 3 |
| EU27_2020 Europear | 29214300 Toluidines | 2 EXPORT | 202152 Jan.-Dec. 2021 | IE Ireland (Eire) | 106 | 0 |
| EU27_2020 Europear | 29214300 Toluidines | 2 EXPORT | 202152 Jan.-Dec. 2021 | IL Israel (incl. West Bank and Gaza Str | 38764 | 42 |
| EU27_2020 Europear | 29214300 Toluidines | 2 EXPORT | 202152 Jan.-Dec. 2021 | IN India | 4237860 | 25,752 |
| EU27_2020 Europear | 29214300 Toluidines | 2 EXPORT | 202152 Jan.-Dec. 2021 | IR Iran, Islamic Republic of | 96 | 0 |
| EU27_2020 Europear | 29214300 Toluidines | 2 EXPORT | 202152 Jan.-Dec. 2021 | IT Italy (incl. San Marino 'SM' -> 1993 | 156841 | 251 |
| EU27_2020 Europear | 29214300 Toluidines | 2 EXPORT | 202152 Jan.-Dec. 2021 | JP Japan | 3710359 | 14,667 |
| EU27_2020 Europear | 29214300 Toluidines | 2 EXPORT | 202152 Jan.-Dec. 2021 | KR Korea, Republic of (South Korea) | 9416600 | 53,766 |
| EU27_2020 Europear | 29214300 Toluidines | 2 EXPORT | 202152 Jan.-Dec. 2021 | KW Kuwait | 44 | 0 |
| EU27_2020 Europear | 29214300 Toluidines | 2 EXPORT | 202152 Jan.-Dec. 2021 | KZ Kazakhstan | 39042 | 46 |
| EU27_2020 Europear | 29214300 Toluidines | 2 EXPORT | 202152 Jan.-Dec. 2021 | LK Sri Lanka | 116 | 0 |
| EU27_2020 Europear | 29214300 Toluidines | 2 EXPORT | 202152 Jan.-Dec. 2021 | LT Lithuania | 338 | 0 |
| EU27_2020 Europear | 29214300 Toluidines | 2 EXPORT | 202152 Jan.-Dec. 2021 | LU Luxembourg | 211 | 0 |
| EU27_2020 Europear | 29214300 Toluidines | 2 EXPORT | 202152 Jan.-Dec. 2021 | LV Latvia | 358 | 0 |
| EU27_2020 Europear | 29214300 Toluidines | 2 EXPORT | 202152 Jan.-Dec. 2021 | MA Morocco | 470 | 2 |
| EU27_2020 Europear | 29214300 Toluidines | 2 EXPORT | 202152 Jan.-Dec. 2021 | MD Moldova, Republic of | 63 | 0 |
| EU27_2020 Europear | 29214300 Toluidines | 2 EXPORT | 202152 Jan.-Dec. 2021 | MT Malta | 23 | 0 |
| EU27_2020 Europear | 29214300 Toluidines | 2 EXPORT | 202152 Jan.-Dec. 2021 | MX Mexico | 1406387 | 6,623 |
| EU27_2020 Europear | 29214300 Toluidines | 2 EXPORT | 202152 Jan.-Dec. 2021 | MY Malaysia | 223 | 0 |
| EU27_2020 Europear | 29214300 Toluidines | 2 EXPORT | 202152 Jan.-Dec. 2021 | NL Netherlands | 174396 | 303 |
| EU27_2020 Europear | 29214300 Toluidines | 2 EXPORT | 202152 Jan.-Dec. 2021 | NO Norway (incl. Svalbard and Jan M | 544 | 0 |
| EU27_2020 Europear | 29214300 Toluidines | 2 EXPORT | 202152 Jan.-Dec. 2021 | PK Pakistan | 46 | 0 |

| | | | | | | |
|--------------------|---------------------|----------|-----------------------|---|----------|---------|
| EU27_2020 Europear | 29214300 Toluidines | 2 EXPORT | 202152 Jan.-Dec. 2021 | PL Poland | 3537468 | 16,573 |
| EU27_2020 Europear | 29214300 Toluidines | 2 EXPORT | 202152 Jan.-Dec. 2021 | PT Portugal | 45921 | 51 |
| EU27_2020 Europear | 29214300 Toluidines | 2 EXPORT | 202152 Jan.-Dec. 2021 | RO Romania | 34885 | 40 |
| EU27_2020 Europear | 29214300 Toluidines | 2 EXPORT | 202152 Jan.-Dec. 2021 | RU Russian Federation (Russia) | 221699 | 1,012 |
| EU27_2020 Europear | 29214300 Toluidines | 2 EXPORT | 202152 Jan.-Dec. 2021 | SA Saudi Arabia | 734 | 0 |
| EU27_2020 Europear | 29214300 Toluidines | 2 EXPORT | 202152 Jan.-Dec. 2021 | SE Sweden | 4765 | 0 |
| EU27_2020 Europear | 29214300 Toluidines | 2 EXPORT | 202152 Jan.-Dec. 2021 | SG Singapore | 1087 | 0 |
| EU27_2020 Europear | 29214300 Toluidines | 2 EXPORT | 202152 Jan.-Dec. 2021 | SI Slovenia | 165584 | 279 |
| EU27_2020 Europear | 29214300 Toluidines | 2 EXPORT | 202152 Jan.-Dec. 2021 | SK Slovakia | 991 | 0 |
| EU27_2020 Europear | 29214300 Toluidines | 2 EXPORT | 202152 Jan.-Dec. 2021 | TH Thailand | 947 | 3 |
| EU27_2020 Europear | 29214300 Toluidines | 2 EXPORT | 202152 Jan.-Dec. 2021 | TR Türkiye | 57618 | 116 |
| EU27_2020 Europear | 29214300 Toluidines | 2 EXPORT | 202152 Jan.-Dec. 2021 | Taiwan,China | 5881 | 0 |
| EU27_2020 Europear | 29214300 Toluidines | 2 EXPORT | 202152 Jan.-Dec. 2021 | UA Ukraine | 27017 | 39 |
| EU27_2020 Europear | 29214300 Toluidines | 2 EXPORT | 202152 Jan.-Dec. 2021 | US United States (incl. Navassa Island | 22043658 | 147,046 |
| EU27_2020 Europear | 29214300 Toluidines | 2 EXPORT | 202152 Jan.-Dec. 2021 | UZ Uzbekistan | 270 | 1 |
| EU27_2020 Europear | 29214300 Toluidines | 2 EXPORT | 202152 Jan.-Dec. 2021 | VN Viet Nam (incl. North Viet Nam 'V | 1283 | 5 |
| EU27_2020 Europear | 29214300 Toluidines | 2 EXPORT | 202152 Jan.-Dec. 2021 | XS Serbia | 1741 | 0 |
| EU27_2020 Europear | 29214300 Toluidines | 2 EXPORT | 202152 Jan.-Dec. 2021 | YE Yemen (incl. South Yemen 'YD' fro | 56 | 0 |
| EU27_2020 Europear | 29214300 Toluidines | 2 EXPORT | 202152 Jan.-Dec. 2021 | ZA South Africa (incl. Namibia 'NA' -> | 21585 | 46 |
| EU27_2020 Europear | 29214300 Toluidines | 2 EXPORT | 202252 Jan.-Dec. 2022 | AE United Arab Emirates | 5136 | 4 |
| EU27_2020 Europear | 29214300 Toluidines | 2 EXPORT | 202252 Jan.-Dec. 2022 | AM Armenia | 454 | 0 |
| EU27_2020 Europear | 29214300 Toluidines | 2 EXPORT | 202252 Jan.-Dec. 2022 | AR Argentina | 1349 | 1 |
| EU27_2020 Europear | 29214300 Toluidines | 2 EXPORT | 202252 Jan.-Dec. 2022 | AT Austria | 27570 | 42 |
| EU27_2020 Europear | 29214300 Toluidines | 2 EXPORT | 202252 Jan.-Dec. 2022 | AU Australia | 7687674 | 14,212 |
| EU27_2020 Europear | 29214300 Toluidines | 2 EXPORT | 202252 Jan.-Dec. 2022 | AZ Azerbaijan | 188 | 0 |
| EU27_2020 Europear | 29214300 Toluidines | 2 EXPORT | 202252 Jan.-Dec. 2022 | BA Bosnia and Herzegovina | 220 | 0 |
| EU27_2020 Europear | 29214300 Toluidines | 2 EXPORT | 202252 Jan.-Dec. 2022 | BE Belgium (incl. Luxembourg 'LU' -> | 11357880 | 94,407 |
| EU27_2020 Europear | 29214300 Toluidines | 2 EXPORT | 202252 Jan.-Dec. 2022 | BG Bulgaria | 655 | 0 |
| EU27_2020 Europear | 29214300 Toluidines | 2 EXPORT | 202252 Jan.-Dec. 2022 | BR Brazil | 207230 | 412 |
| EU27_2020 Europear | 29214300 Toluidines | 2 EXPORT | 202252 Jan.-Dec. 2022 | BY Belarus (Belorussia) | 87691 | 104 |
| EU27_2020 Europear | 29214300 Toluidines | 2 EXPORT | 202252 Jan.-Dec. 2022 | CA Canada | 8145712 | 9,576 |
| EU27_2020 Europear | 29214300 Toluidines | 2 EXPORT | 202252 Jan.-Dec. 2022 | CD Congo, Democratic Republic of | 183 | 0 |
| EU27_2020 Europear | 29214300 Toluidines | 2 EXPORT | 202252 Jan.-Dec. 2022 | CH Switzerland (incl. Liechtenstein 'LI | 1990234 | 4,708 |
| EU27_2020 Europear | 29214300 Toluidines | 2 EXPORT | 202252 Jan.-Dec. 2022 | CI Côte d'Ivoire (Ivory Coast) | 2 | 2 |
| EU27_2020 Europear | 29214300 Toluidines | 2 EXPORT | 202252 Jan.-Dec. 2022 | CL Chile | 417041 | 726 |
| EU27_2020 Europear | 29214300 Toluidines | 2 EXPORT | 202252 Jan.-Dec. 2022 | CN China | 298882 | 2,188 |
| EU27_2020 Europear | 29214300 Toluidines | 2 EXPORT | 202252 Jan.-Dec. 2022 | CO Colombia | 13831 | 15 |
| EU27_2020 Europear | 29214300 Toluidines | 2 EXPORT | 202252 Jan.-Dec. 2022 | CY Cyprus | 271 | 0 |
| EU27_2020 Europear | 29214300 Toluidines | 2 EXPORT | 202252 Jan.-Dec. 2022 | CZ Czechia | 14682 | 7 |
| EU27_2020 Europear | 29214300 Toluidines | 2 EXPORT | 202252 Jan.-Dec. 2022 | DE Germany (incl. German Democrati | 3532785 | 9,986 |
| EU27_2020 Europear | 29214300 Toluidines | 2 EXPORT | 202252 Jan.-Dec. 2022 | DK Denmark | 180263 | 107 |
| EU27_2020 Europear | 29214300 Toluidines | 2 EXPORT | 202252 Jan.-Dec. 2022 | EE Estonia | 46 | 0 |
| EU27_2020 Europear | 29214300 Toluidines | 2 EXPORT | 202252 Jan.-Dec. 2022 | EG Egypt | 196297 | 191 |

| | | | | | | |
|--------------------|---------------------|----------|-----------------------|--|-----------|---------|
| EU27_2020 Europear | 29214300 Toluidines | 2 EXPORT | 202252 Jan.-Dec. 2022 | ES Spain (incl. Canary Islands 'XB' from | 112643 | 241 |
| EU27_2020 Europear | 29214300 Toluidines | 2 EXPORT | 202252 Jan.-Dec. 2022 | EU27_2020_EXTRA Extra-EU27 (= 'WC | 104819324 | 309,582 |
| EU27_2020 Europear | 29214300 Toluidines | 2 EXPORT | 202252 Jan.-Dec. 2022 | EU27_2020_INTRA Intra-EU27 (AT, BE | 24320414 | 119,296 |
| EU27_2020 Europear | 29214300 Toluidines | 2 EXPORT | 202252 Jan.-Dec. 2022 | FI Finland | 65882 | 46 |
| EU27_2020 Europear | 29214300 Toluidines | 2 EXPORT | 202252 Jan.-Dec. 2022 | FR France (incl. Saint Barthélemy 'BL' | 4364262 | 2,769 |
| EU27_2020 Europear | 29214300 Toluidines | 2 EXPORT | 202252 Jan.-Dec. 2022 | GB United Kingdom | 795754 | 1,679 |
| EU27_2020 Europear | 29214300 Toluidines | 2 EXPORT | 202252 Jan.-Dec. 2022 | GE Georgia | 61 | 0 |
| EU27_2020 Europear | 29214300 Toluidines | 2 EXPORT | 202252 Jan.-Dec. 2022 | GR Greece | 1570 | 1 |
| EU27_2020 Europear | 29214300 Toluidines | 2 EXPORT | 202252 Jan.-Dec. 2022 | HR Croatia | 321 | 0 |
| EU27_2020 Europear | 29214300 Toluidines | 2 EXPORT | 202252 Jan.-Dec. 2022 | HU Hungary | 155977 | 176 |
| EU27_2020 Europear | 29214300 Toluidines | 2 EXPORT | 202252 Jan.-Dec. 2022 | ID Indonesia (incl. East Timor 'TP' from | 2589 | 2 |
| EU27_2020 Europear | 29214300 Toluidines | 2 EXPORT | 202252 Jan.-Dec. 2022 | IE Ireland (Eire) | 384 | 0 |
| EU27_2020 Europear | 29214300 Toluidines | 2 EXPORT | 202252 Jan.-Dec. 2022 | IL Israel (incl. West Bank and Gaza Str | 3997 | 1 |
| EU27_2020 Europear | 29214300 Toluidines | 2 EXPORT | 202252 Jan.-Dec. 2022 | IN India | 3180795 | 14,888 |
| EU27_2020 Europear | 29214300 Toluidines | 2 EXPORT | 202252 Jan.-Dec. 2022 | IT Italy (incl. San Marino 'SM' -> 1993 | 173743 | 265 |
| EU27_2020 Europear | 29214300 Toluidines | 2 EXPORT | 202252 Jan.-Dec. 2022 | JP Japan | 3489168 | 8,868 |
| EU27_2020 Europear | 29214300 Toluidines | 2 EXPORT | 202252 Jan.-Dec. 2022 | KR Korea, Republic of (South Korea) | 12008465 | 39,291 |
| EU27_2020 Europear | 29214300 Toluidines | 2 EXPORT | 202252 Jan.-Dec. 2022 | KZ Kazakhstan | 53450 | 49 |
| EU27_2020 Europear | 29214300 Toluidines | 2 EXPORT | 202252 Jan.-Dec. 2022 | LK Sri Lanka | 829 | 4 |
| EU27_2020 Europear | 29214300 Toluidines | 2 EXPORT | 202252 Jan.-Dec. 2022 | LT Lithuania | 469 | 0 |
| EU27_2020 Europear | 29214300 Toluidines | 2 EXPORT | 202252 Jan.-Dec. 2022 | LU Luxembourg | 346 | 0 |
| EU27_2020 Europear | 29214300 Toluidines | 2 EXPORT | 202252 Jan.-Dec. 2022 | LV Latvia | 427 | 0 |
| EU27_2020 Europear | 29214300 Toluidines | 2 EXPORT | 202252 Jan.-Dec. 2022 | MA Morocco | 362 | 0 |
| EU27_2020 Europear | 29214300 Toluidines | 2 EXPORT | 202252 Jan.-Dec. 2022 | MD Moldova, Republic of | 185 | 0 |
| EU27_2020 Europear | 29214300 Toluidines | 2 EXPORT | 202252 Jan.-Dec. 2022 | MK North Macedonia | 257 | 0 |
| EU27_2020 Europear | 29214300 Toluidines | 2 EXPORT | 202252 Jan.-Dec. 2022 | MT Malta | 65 | 0 |
| EU27_2020 Europear | 29214300 Toluidines | 2 EXPORT | 202252 Jan.-Dec. 2022 | MX Mexico | 578541 | 2,175 |
| EU27_2020 Europear | 29214300 Toluidines | 2 EXPORT | 202252 Jan.-Dec. 2022 | MY Malaysia | 529 | 0 |
| EU27_2020 Europear | 29214300 Toluidines | 2 EXPORT | 202252 Jan.-Dec. 2022 | NL Netherlands | 109561 | 119 |
| EU27_2020 Europear | 29214300 Toluidines | 2 EXPORT | 202252 Jan.-Dec. 2022 | NO Norway (incl. Svalbard and Jan M | 2915 | 2 |
| EU27_2020 Europear | 29214300 Toluidines | 2 EXPORT | 202252 Jan.-Dec. 2022 | PE Peru | 138 | 0 |
| EU27_2020 Europear | 29214300 Toluidines | 2 EXPORT | 202252 Jan.-Dec. 2022 | PL Poland | 3637108 | 10,445 |
| EU27_2020 Europear | 29214300 Toluidines | 2 EXPORT | 202252 Jan.-Dec. 2022 | PT Portugal | 312384 | 363 |
| EU27_2020 Europear | 29214300 Toluidines | 2 EXPORT | 202252 Jan.-Dec. 2022 | RO Romania | 117598 | 128 |
| EU27_2020 Europear | 29214300 Toluidines | 2 EXPORT | 202252 Jan.-Dec. 2022 | RU Russian Federation (Russia) | 45496 | 188 |
| EU27_2020 Europear | 29214300 Toluidines | 2 EXPORT | 202252 Jan.-Dec. 2022 | SA Saudi Arabia | 11043 | 10 |
| EU27_2020 Europear | 29214300 Toluidines | 2 EXPORT | 202252 Jan.-Dec. 2022 | SE Sweden | 4780 | 1 |
| EU27_2020 Europear | 29214300 Toluidines | 2 EXPORT | 202252 Jan.-Dec. 2022 | SG Singapore | 1417 | 0 |
| EU27_2020 Europear | 29214300 Toluidines | 2 EXPORT | 202252 Jan.-Dec. 2022 | SI Slovenia | 148289 | 191 |
| EU27_2020 Europear | 29214300 Toluidines | 2 EXPORT | 202252 Jan.-Dec. 2022 | SK Slovakia | 453 | 0 |
| EU27_2020 Europear | 29214300 Toluidines | 2 EXPORT | 202252 Jan.-Dec. 2022 | TH Thailand | 3640 | 11 |
| EU27_2020 Europear | 29214300 Toluidines | 2 EXPORT | 202252 Jan.-Dec. 2022 | TN Tunisia | 124 | 0 |
| EU27_2020 Europear | 29214300 Toluidines | 2 EXPORT | 202252 Jan.-Dec. 2022 | TR Türkiye | 10109 | 22 |

| | | | | | | |
|--------------------|---------------------|----------|-----------------------|--|----------|---------|
| EU27_2020 European | 29214300 Toluidines | 2 EXPORT | 202252 Jan.-Dec. 2022 | Taiwan,China | 6725 | 1 |
| EU27_2020 European | 29214300 Toluidines | 2 EXPORT | 202252 Jan.-Dec. 2022 | UA Ukraine | 9804 | 13 |
| EU27_2020 European | 29214300 Toluidines | 2 EXPORT | 202252 Jan.-Dec. 2022 | US United States (incl. Navassa Island | 65509521 | 210,139 |
| EU27_2020 European | 29214300 Toluidines | 2 EXPORT | 202252 Jan.-Dec. 2022 | UY Uruguay | 106 | 0 |
| EU27_2020 European | 29214300 Toluidines | 2 EXPORT | 202252 Jan.-Dec. 2022 | UZ Uzbekistan | 563 | 1 |
| EU27_2020 European | 29214300 Toluidines | 2 EXPORT | 202252 Jan.-Dec. 2022 | VN Viet Nam (incl. North Viet Nam 'V | 1049 | 0 |
| EU27_2020 European | 29214300 Toluidines | 2 EXPORT | 202252 Jan.-Dec. 2022 | XS Serbia | 5673 | 1 |
| EU27_2020 European | 29214300 Toluidines | 2 EXPORT | 202252 Jan.-Dec. 2022 | ZA South Africa (incl. Namibia 'NA' -> | 43895 | 97 |

Extracted on

2024/03/18 07:31:21

[Back to TOC](#)

2023年

| REPORTER | PRODUCT | FLOW | PERIOD | PARTNER/INDICATORS | VALUE_IN_EUROS | QUANTITY_IN_100KG |
|-------------------------|---------------------|----------|------------------|--|-----------------|-------------------|
| EU27_2020 European Unio | 29214300 Toluidines | 2 EXPORT | 202352 Jan.-Dec. | AE United Arab Emirates | 4846 | 4.46 |
| EU27_2020 European Unio | 29214300 Toluidines | 2 EXPORT | 202352 Jan.-Dec. | AR Argentina | 1574 | 0.74 |
| EU27_2020 European Unio | 29214300 Toluidines | 2 EXPORT | 202352 Jan.-Dec. | AU Australia | 5905866 | 16007.09 |
| EU27_2020 European Unio | 29214300 Toluidines | 2 EXPORT | 202352 Jan.-Dec. | AZ Azerbaijan | 117 | 0.00 |
| EU27_2020 European Unio | 29214300 Toluidines | 2 EXPORT | 202352 Jan.-Dec. | BA Bosnia and Herzegovina | 543 | 0.13 |
| EU27_2020 European Unio | 29214300 Toluidines | 2 EXPORT | 202352 Jan.-Dec. | BD Bangladesh | 1701 | 6.05 |
| EU27_2020 European Unio | 29214300 Toluidines | 2 EXPORT | 202352 Jan.-Dec. | BR Brazil | 10195 | 5.37 |
| EU27_2020 European Unio | 29214300 Toluidines | 2 EXPORT | 202352 Jan.-Dec. | BY Belarus (Belorussia) | 13951 | 20.28 |
| EU27_2020 European Unio | 29214300 Toluidines | 2 EXPORT | 202352 Jan.-Dec. | CA Canada | 4624609 | 3960.00 |
| EU27_2020 European Unio | 29214300 Toluidines | 2 EXPORT | 202352 Jan.-Dec. | CG Congo | 117 | 0.01 |
| EU27_2020 European Unio | 29214300 Toluidines | 2 EXPORT | 202352 Jan.-Dec. | CH Switzerland (incl. Liechtenstein | 1105214 | 3409.50 |
| EU27_2020 European Unio | 29214300 Toluidines | 2 EXPORT | 202352 Jan.-Dec. | CL Chile | 387196 | 725.75 |
| EU27_2020 European Unio | 29214300 Toluidines | 2 EXPORT | 202352 Jan.-Dec. | CN China | 225180 | 1958.19 |
| EU27_2020 European Unio | 29214300 Toluidines | 2 EXPORT | 202352 Jan.-Dec. | CO Colombia | 18247 | 19.05 |
| EU27_2020 European Unio | 29214300 Toluidines | 2 EXPORT | 202352 Jan.-Dec. | DZ Algeria | 33 | 0.00 |
| EU27_2020 European Unio | 29214300 Toluidines | 2 EXPORT | 202352 Jan.-Dec. | EG Egypt | 110474 | 208.00 |
| EU27_2020 European Unio | 29214300 Toluidines | 2 EXPORT | 202352 Jan.-Dec. | EU27_2020 EXTRA Extra-EU27 (= | 68254519 | 262700.91 |
| EU27_2020 European Unio | 29214300 Toluidines | 2 EXPORT | 202352 Jan.-Dec. | GB United Kingdom | 551782 | 1185.35 |
| EU27_2020 European Unio | 29214300 Toluidines | 2 EXPORT | 202352 Jan.-Dec. | ID Indonesia (incl. East Timor 'TP' fr | 6889 | 5.68 |
| EU27_2020 European Unio | 29214300 Toluidines | 2 EXPORT | 202352 Jan.-Dec. | IL Israel (incl. West Bank and Gaza S | 566416 | 1001.26 |
| EU27_2020 European Unio | 29214300 Toluidines | 2 EXPORT | 202352 Jan.-Dec. | IN India | 2020134 | 16998.44 |
| EU27_2020 European Unio | 29214300 Toluidines | 2 EXPORT | 202352 Jan.-Dec. | IR Iran, Islamic Republic of | 84040 | 84.00 |
| EU27_2020 European Unio | 29214300 Toluidines | 2 EXPORT | 202352 Jan.-Dec. | JO Jordan | 16 | 0.00 |
| EU27_2020 European Unio | 29214300 Toluidines | 2 EXPORT | 202352 Jan.-Dec. | JP Japan | 2166913 | 6830.55 |
| EU27_2020 European Unio | 29214300 Toluidines | 2 EXPORT | 202352 Jan.-Dec. | KR Korea, Republic of (South Korea) | 5892654 | 29641.98 |
| EU27_2020 European Unio | 29214300 Toluidines | 2 EXPORT | 202352 Jan.-Dec. | KZ Kazakhstan | 128781 | 131.45 |
| EU27_2020 European Unio | 29214300 Toluidines | 2 EXPORT | 202352 Jan.-Dec. | MA Morocco | 287 | 0.00 |
| EU27_2020 European Unio | 29214300 Toluidines | 2 EXPORT | 202352 Jan.-Dec. | ME Montenegro | 37353 | 48.00 |
| EU27_2020 European Unio | 29214300 Toluidines | 2 EXPORT | 202352 Jan.-Dec. | MN Mongolia | 25 | 0.04 |
| EU27_2020 European Unio | 29214300 Toluidines | 2 EXPORT | 202352 Jan.-Dec. | MX Mexico | 92034 | 104.63 |
| EU27_2020 European Unio | 29214300 Toluidines | 2 EXPORT | 202352 Jan.-Dec. | MY Malaysia | 570 | 0.12 |
| EU27_2020 European Unio | 29214300 Toluidines | 2 EXPORT | 202352 Jan.-Dec. | NO Norway (incl. Svalbard and Jan | 1194 | 0.35 |
| EU27_2020 European Unio | 29214300 Toluidines | 2 EXPORT | 202352 Jan.-Dec. | NZ New Zealand | 1157 | 0.30 |
| EU27_2020 European Unio | 29214300 Toluidines | 2 EXPORT | 202352 Jan.-Dec. | PE Peru | 197 | 0.14 |
| EU27_2020 European Unio | 29214300 Toluidines | 2 EXPORT | 202352 Jan.-Dec. | RU Russian Federation (Russia) | 908 | 2.13 |
| EU27_2020 European Unio | 29214300 Toluidines | 2 EXPORT | 202352 Jan.-Dec. | SA Saudi Arabia | 1896 | 1.94 |

附件八：申请人的财务数据和报表

本附件提供了三家申请人企业 2019 年至 2023 年甲苯胺的生产能力、产量、开工率、库存、销量、销售收入、销售价格、税前利润、投资收益率、现金流、工资就业以及劳动生产率等数据。同时，该附件还提供了三家申请人企业 2019 年至 2023 年各自的财务报表。

鉴于单家申请人企业甲苯胺的相关数据及财务报表为各家申请人企业的商业秘密，其披露将对单家申请人企业的生产经营产生严重不利影响，故申请保密，不再列出。此处仅提供三家申请人企业甲苯胺的合计或加权平均数据。同时，三家申请人企业甲苯胺的合计或加权平均数据，还在申请书公开文本正文部分以绝对数值、变化幅度以及图表的形式进行了披露。

三家申请人相关经济、财务指标汇总

1、在下列每一期间甲苯胺的产能、产量和开工率数据

单位：吨

| 期间 | 产能 | 产量 | 开工率 |
|-------|--------|--------|--------|
| 2019年 | 98,000 | 50,938 | 51.98% |
| 2020年 | 98,000 | 57,393 | 58.56% |
| 2021年 | 98,000 | 60,305 | 61.54% |
| 2022年 | 98,000 | 70,967 | 72.42% |
| 2023年 | 98,000 | 75,470 | 77.01% |

注：开工率=产量/产能。

2、在以下每一期间甲苯胺的销售数量、自用量数据

单位：吨

| 期间 | 国内销售数量 | 总销售数量 | 内销+自用量 |
|-------|--------|--------|--------|
| 2019年 | 48,989 | 50,381 | 49,826 |
| 2020年 | 55,187 | 55,428 | 55,561 |
| 2021年 | 60,784 | 61,622 | 60,784 |
| 2022年 | 68,109 | 69,193 | 70,282 |
| 2023年 | 73,219 | 74,356 | 74,304 |

注：总销售数量=国内销售数量+出口销售数量。

3、在以下每一期间甲苯胺的销售收入净额数据（不含税）

单位：元

| 期间 | 国内销售收入 | 出口销售收入 | 总销售收入 |
|-------|---------------|------------|---------------|
| 2019年 | 694,151,906 | 21,835,247 | 715,987,153 |
| 2020年 | 737,857,294 | 3,299,193 | 741,156,487 |
| 2021年 | 840,582,289 | 11,182,596 | 851,764,885 |
| 2022年 | 1,183,295,275 | 20,092,594 | 1,203,387,870 |
| 2023年 | 1,266,188,276 | 23,480,745 | 1,289,669,021 |

注：总销售收入=国内销售收入+出口销售收入。

4、在以下每一期间甲苯胺的销售价格（不含增值税）

单位：元/吨

| 期间 | 国内加权平均销售价格 |
|-------|------------|
| 2019年 | 14,170 |
| 2020年 | 13,370 |
| 2021年 | 13,829 |
| 2022年 | 17,374 |
| 2023年 | 17,293 |

注：销售价格=销售收入/销售数量。

5、在下列每一期间甲苯胺的期末库存数据

单位：吨

| 期间 | 期末库存 |
|-------|-------|
| 2019年 | 1,139 |
| 2020年 | 2,727 |
| 2021年 | 1,410 |
| 2022年 | 1,011 |
| 2023年 | 1,041 |

6、在下列每一期间甲苯胺的税前利润数据

单位：元

| 期间 | 甲苯胺 税前利润 |
|-------|-------------|
| 2019年 | 32,664,776 |
| 2020年 | 38,760,431 |
| 2021年 | 44,751,860 |
| 2022年 | 137,815,064 |
| 2023年 | 184,986,572 |

注：甲苯胺税前利润 = 甲苯胺总销售收入 - 甲苯胺总销售成本 - 甲苯胺应摊税金及附加 - 甲苯胺应摊期间费用。税金及附加以及期间费用根据甲苯胺总销售收入占公司主营业务收入的比例进行分摊。

7、在下列每一期间甲苯胺的投资收益率数据

单位：元

| 期间 | 甲苯胺平均投资额 | 甲苯胺税前利润 | 投资收益率 |
|-------|-------------|-------------|--------|
| 2019年 | 584,538,773 | 32,664,776 | 5.59% |
| 2020年 | 654,566,413 | 38,760,431 | 5.92% |
| 2021年 | 623,261,957 | 44,751,860 | 7.18% |
| 2022年 | 744,746,212 | 137,815,064 | 18.50% |
| 2023年 | 719,730,100 | 184,986,572 | 25.70% |

注：投资收益率=甲苯胺税前利润/甲苯胺平均投资额；甲苯胺平均投资额=平均资产总额*甲苯胺生产成本/所有产品生产成本；平均资产总额=(期初资产总额+期末资产总额)/2。

8、在下列每一期间甲苯胺与活动经营有关的现金净流量数据。

单位：元

| 期间 | 甲苯胺分摊的现金流入量 | 甲苯胺分摊的现金流出量 | 甲苯胺分摊的现金净流量 |
|-------|---------------|---------------|-------------|
| 2019年 | 661,825,108 | 615,496,887 | 46,328,221 |
| 2020年 | 598,479,582 | 592,735,134 | 5,744,448 |
| 2021年 | 612,141,330 | 518,613,221 | 93,528,109 |
| 2022年 | 1,170,487,085 | 1,023,693,904 | 146,793,182 |
| 2023年 | 889,677,099 | 663,454,419 | 226,222,680 |

注：（1）现金流量净额=现金流入量-现金流出量；

（2）现金净流量根据甲苯胺的总销售收入占公司主营业务收入比例分摊，现金流出量根据甲苯胺生产成本占公司总生产成本的比例分摊。

9、在下列每一期间与甲苯胺生产运营有关的工资和就业情况

单位：元；人；元/人

| 期间 | 工资总额 | 就业人数 | 人均工资 |
|-------|------------|------|--------|
| 2019年 | 23,393,094 | 329 | 71,104 |
| 2020年 | 27,970,723 | 358 | 78,131 |
| 2021年 | 29,548,871 | 376 | 78,587 |
| 2022年 | 35,437,737 | 383 | 92,527 |
| 2023年 | 37,924,780 | 393 | 96,501 |

注：人均工资=工资总额/就业人数。

10、 在下列每一期间甲苯胺的劳动生产率情况

单位：吨/人

| 期间 | 劳动生产率 |
|--------|-------|
| 2019 年 | 155 |
| 2020 年 | 160 |
| 2021 年 | 160 |
| 2022 年 | 185 |
| 2023 年 | 192 |

注：劳动生产率 = 产量 / 就业人数。

11、 销售费用占公司主营业务收入的比例

| 期间 | 2023 年 |
|------------------|---------------|
| 销售费用 | 28,451,323 |
| 公司主营业务收入 | 2,381,552,665 |
| 销售费用占公司主营业务收入的比例 | 1.19% |

附件九：汇率表

汇率表

2023 年，欧元兑美元的汇率为 1.0816。2019 年至 2023 年，美元兑人民币汇率分别为 6.8967、6.8996、6.4512、6.7208 和 7.0423。

相关证据请参见后附的材料。

| Date | Price | Open | High | Low | Vol. | Change % |
|------------|--------|--------|--------|--------|------|----------|
| 12/01/2023 | 1.1036 | 1.0887 | 1.1141 | 1.0723 | | 1.38% |
| 11/01/2023 | 1.0886 | 1.0574 | 1.1018 | 1.0517 | | 2.93% |
| 10/01/2023 | 1.0576 | 1.0568 | 1.0695 | 1.0448 | | 0.06% |
| 09/01/2023 | 1.057 | 1.084 | 1.0883 | 1.0488 | | -2.50% |
| 08/01/2023 | 1.0841 | 1.0996 | 1.1065 | 1.0766 | | -1.38% |
| 07/01/2023 | 1.0993 | 1.0911 | 1.1277 | 1.0833 | | 0.76% |
| 06/01/2023 | 1.091 | 1.069 | 1.1012 | 1.0661 | | 2.08% |
| 05/01/2023 | 1.0688 | 1.1035 | 1.1092 | 1.0634 | | -3.01% |
| 04/01/2023 | 1.102 | 1.0847 | 1.1096 | 1.0788 | | 1.67% |
| 03/01/2023 | 1.0839 | 1.0576 | 1.0931 | 1.0516 | | 2.49% |
| 02/01/2023 | 1.0576 | 1.0864 | 1.1034 | 1.0532 | | -2.63% |
| 01/01/2023 | 1.0862 | 1.0702 | 1.093 | 1.0483 | | 1.50% |

年平均：
1.0816

中国人民银行公布的美元兑人民币汇率

| 期间 | 平均 | 1月 | 2月 | 3月 | 4月 | 5月 | 6月 | 7月 | 8月 | 9月 | 10月 | 11月 | 12月 |
|-------|--------|--------|--------|--------|--------|--------|--------|--------|--------|--------|--------|--------|--------|
| 2019年 | 6.8967 | 6.7897 | 6.7364 | 6.7093 | 6.7151 | 6.8524 | 6.8820 | 6.8752 | 7.0214 | 7.0785 | 7.0702 | 7.0177 | 7.0128 |
| 2020年 | 6.8996 | 6.9172 | 6.9923 | 7.0119 | 7.0686 | 7.0986 | 7.0867 | 7.0088 | 6.9346 | 6.8148 | 6.7111 | 6.6088 | 6.5423 |
| 2021年 | 6.4512 | 6.4771 | 6.4602 | 6.5066 | 6.5204 | 6.4316 | 6.4228 | 6.4741 | 6.4772 | 6.4599 | 6.4192 | 6.3953 | 6.3700 |
| 2022年 | 6.7208 | 6.3588 | 6.3470 | 6.3457 | 6.4280 | 6.7071 | 6.6991 | 6.7324 | 6.7949 | 6.9621 | 7.1287 | 7.1628 | 6.9833 |
| 2023年 | 7.0423 | 6.7976 | 6.8296 | 6.8982 | 6.8852 | 6.9912 | 7.1492 | 7.1619 | 7.1733 | 7.1839 | 7.1786 | 7.1544 | 7.1039 |

数据来源：中国人民银行调查统计司网站
相关证据请参见后附的材料。

汇率
Exchange Rate

| 项目 Item | 2019.01 | 2019.02 | 2019.03 | 2019.04 | 2019.05 | 2019.06 | 2019.07 | 2019.08 | 2019.09 | 2019.10 | 2019.11 | 2019.12 |
|--|---------|---------|---------|---------|---------|---------|---------|---------|---------|---------|---------|---------|
| 一特别提款权单位折合人民币元（期末数） Yuan per SDR (End of Period) | 9.3882 | 9.3526 | 9.3479 | 9.3242 | 9.5045 | 9.5573 | 9.4685 | 9.6907 | 9.6426 | 9.7293 | 9.6512 | 9.6975 |
| 一美元折合人民币（期末数） Yuan per US Dollar (End of Period) | 6.7025 | 6.6901 | 6.7335 | 6.7286 | 6.8992 | 6.8747 | 6.8841 | 7.0879 | 7.0729 | 7.0533 | 7.0298 | 6.9762 |
| 一美元折合人民币（平均数） Yuan per US Dollar (Period Average) | 6.7897 | 6.7364 | 6.7093 | 6.7151 | 6.8524 | 6.882 | 6.8752 | 7.0214 | 7.0785 | 7.0702 | 7.0177 | 7.0128 |

汇率
Exchange Rate

| 项目 Item | 2020.01 | 2020.02 | 2020.03 | 2020.04 | 2020.05 | 2020.06 | 2020.07 | 2020.08 | 2020.09 | 2020.10 | 2020.11 | 2020.12 |
|--|---------|---------|---------|---------|---------|---------|---------|---------|---------|---------|---------|---------|
| 一特别提款权单位折合人民币元（期末数） Yuan per SDR (End of Period) | 9.5616 | 9.6138 | 9.6801 | 9.6390 | 9.8049 | 9.7236 | 9.8710 | 9.7282 | 9.5836 | 9.4556 | 9.4167 | 9.4120 |
| 一美元折合人民币（期末数） Yuan per US Dollar (End of Period) | 6.8876 | 7.0066 | 7.0851 | 7.0571 | 7.1316 | 7.0795 | 6.9848 | 6.8605 | 6.8101 | 6.7232 | 6.5782 | 6.5249 |
| 一美元折合人民币（平均数） Yuan per US Dollar (Period Average) | 6.9172 | 6.9923 | 7.0119 | 7.0686 | 7.0986 | 7.0867 | 7.0088 | 6.9346 | 6.8148 | 6.7111 | 6.6088 | 6.5423 |

汇率
Exchange Rate

| 项目 Item | 2021.01 | 2021.02 | 2021.03 | 2021.04 | 2021.05 | 2021.06 | 2021.07 | 2021.08 | 2021.09 | 2021.1 | 2021.11 | 2021.12 |
|--|---------|---------|---------|---------|---------|---------|---------|---------|---------|--------|---------|---------|
| 一特别提款权单位折合人民币元（期末数） Yuan per SDR (End of Period) | 9.3096 | 9.3069 | 9.2973 | 9.2986 | 9.2118 | 9.2131 | 9.2253 | 9.2007 | 9.1061 | 9.0449 | 8.9253 | 8.916 |
| 一美元折合人民币（期末数） Yuan per US Dollar (End of Period) | 6.4709 | 6.4713 | 6.5713 | 6.4672 | 6.3682 | 6.4601 | 6.4602 | 6.4679 | 6.4854 | 6.3907 | 6.3794 | 6.3757 |
| 一美元折合人民币（平均数） Yuan per US Dollar (Period Average) | 6.4771 | 6.4602 | 6.5066 | 6.5204 | 6.4316 | 6.4228 | 6.4741 | 6.4772 | 6.4599 | 6.4192 | 6.3953 | 6.37 |

汇率
Exchange Rate

| 项目 Item | 2022.01 | 2022.02 | 2022.03 | 2022.04 | 2022.05 | 2022.06 | 2022.07 | 2022.08 | 2022.09 | 2022.10 | 2022.11 | 2022.12 |
|--|---------|---------|---------|---------|---------|---------|---------|---------|---------|---------|---------|---------|
| 一特别提款权单位折合人民币元（期末数） Yuan per SDR (End of Period) | 8.8509 | 8.8028 | 8.7682 | 8.8544 | 8.9906 | 8.8892 | 8.906 | 8.9707 | 9.0817 | 9.3589 | 9.3904 | 9.2973 |
| 一美元折合人民币（期末数） Yuan per US Dollar (End of Period) | 6.3746 | 6.3222 | 6.3482 | 6.6177 | 6.6607 | 6.7114 | 6.7437 | 6.8906 | 7.0998 | 7.1768 | 7.1769 | 6.9646 |
| 一美元折合人民币（平均数） Yuan per US Dollar (Period Average) | 6.3588 | 6.347 | 6.3457 | 6.428 | 6.7071 | 6.6991 | 6.7324 | 6.7949 | 6.9621 | 7.1287 | 7.1628 | 6.9833 |

汇率
Exchange Rate

| 项目 Item | 2023.01 | 2023.02 | 2023.03 | 2023.04 | 2023.05 | 2023.06 | 2023.07 | 2023.08 | 2023.09 | 2023.10 | 2023.11 | 2023.12 |
|--|---------|---------|---------|---------|---------|---------|---------|---------|---------|---------|---------|---------|
| 一特别提款权单位折合人民币元（期末数） Yuan per SDR (End of Period) | 9.1061 | 9.2282 | 9.2398 | 9.3256 | 9.4366 | 9.6567 | 9.5984 | 9.6952 | 9.5775 | 9.6171 | 9.5081 | 9.5873 |
| 一美元折合人民币（期末数） Yuan per US Dollar (End of Period) | 6.7604 | 6.9519 | 6.8717 | 6.9240 | 7.0821 | 7.2258 | 7.1305 | 7.1811 | 7.1798 | 7.1779 | 7.1018 | 7.0827 |
| 一美元折合人民币（平均数） Yuan per US Dollar (Period Average) | 6.7976 | 6.8296 | 6.8982 | 6.8852 | 6.9912 | 7.1492 | 7.1619 | 7.1733 | 7.1839 | 7.1786 | 7.1544 | 7.1039 |